











Hospital admissions caused by unintentional and deliberate injuries in children (aged 0 to 4 years) 2021/22

Crude rate - per 10,000

Area	Recent Trend	Count	Value		95% Lower CI	95% Upper CI
England	-	31,696	103.6		102.5	104.8
North East region	-	2,075	155.7		148.9	162.4
North West region	-	5,255	129.7		126.2	133.2
South West region	-	3,275	120.0		115.9	124.1
Yorkshire and the Humber region	-	3,225	108.8		105.1	112.7
West Midlands region	-	3,335	100.1		96.8	103.6
South East region	-	4,850	98.4		95.7	101.2
East of England region	-	3,320	95.5		92.4	98.9
London region	-	4,355	82.9		80.5	85.5
East Midlands region	-	1,985	78.9		75.5	82.5