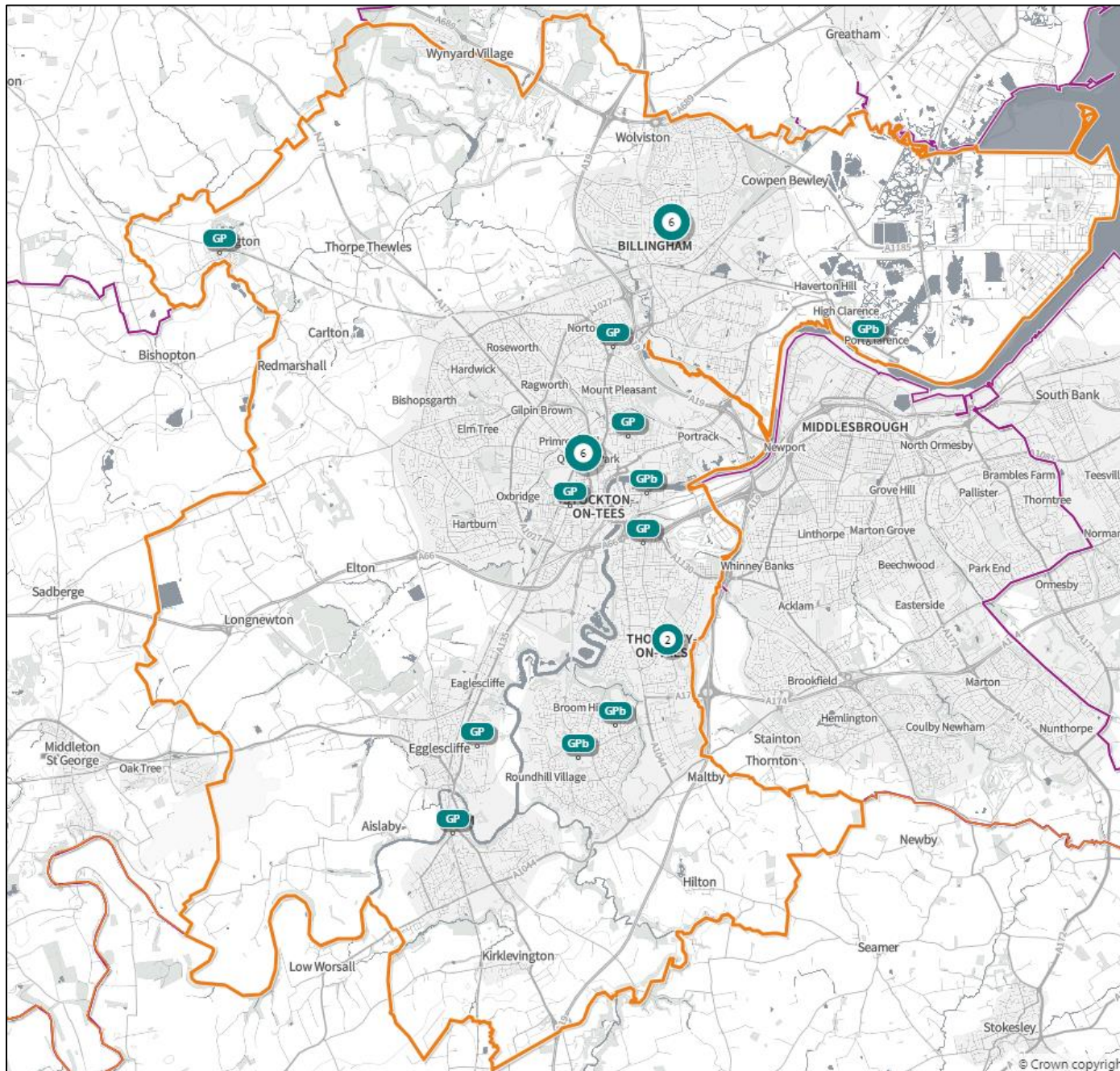


Access to GP's and Primary Medical Care: Stockton-on-Tees Data Pack

**Better health
and wellbeing for all...**

Stockton-on-Tees General Practice Overview

Location of general practices and branch sites:



Data Source: SHAPE Atlas (<https://app.shapeatlas.net/>)

In Stockton-on-Tees there are 21 practices in 4 Primary Care Networks, covering a registered population of 206,858 (August 2023).

Number of Practices	Smallest List Size	Largest List Size	Average List Size	Number of PCNs
21	2,303	21,555	9,808	4

The 21 practices and list sizes as of 31 August 2023 is seen below:

Practice	Primary Care Network (PCN)	Location	Practice List Size
Marsh House Medical Practice	Billingham and Norton	Billingham	8,519
The Roseberry Practice	Billingham and Norton	Billingham	8,001
Dr Rasool's Practice	Billingham and Norton	Billingham	2,290
Kingsway Medical Centre	Billingham and Norton	Billingham	9,415
Melrose Surgery	Billingham and Norton	Billingham	2,480
Queenstree Practice	Billingham and Norton	Billingham	4,105
Norton Medical Centre	Billingham and Norton	Norton	16,970
Alma Medical Centre	North Stockton	Central Stockton	11,571
Tennant Street Medical Practice	North Stockton	Central Stockton	14,360
Queens Park Medical Centre	North Stockton	Central Stockton	18,368
Woodlands Family Medical Centre	Stockton	Central Stockton	12,155
Dovecot Surgery	Stockton	Central Stockton	4,307
Densham Surgery	Stockton	Central Stockton	3,964
Riverside Practice	Stockton	Central Stockton	6,278
Arrival Medical Practice	Stockton	Central Stockton	2,982
Elm Tree Surgery	Stockton	Central Stockton	9,214
Woodbridge Medical Practice	Stockton	Thornaby-on-Tees	18,764
Eaglescliffe Medical Practice	BYTES	Eaglescliffe	11,685
Park Lane Surgery	BYTES	Stillington	5,174
Thornaby & Barwick Medical Group	BYTES	Thornaby-on-Tees	21,179
Yarm Medical Practice	BYTES	Yarm	15,077

Practice Opening Hours

Practice	Opening Hours
Marsh House Medical Practice	Monday to Friday: 08:00 – 18:00
The Roseberry Practice	Monday to Friday: 08:00 – 18:00 (Closed between 13:00 – 14:00 on a Wednesday)
Dr Rasool's Practice	Monday: 08:00 – 20:00 Tuesday, Wednesday, and Friday: 08:00 – 17:00 Thursday: 08:00 – 13:00 and 14:00 - 17:00
Kingsway Medical Centre	Monday to Friday: 08:00 – 18:00
Melrose Surgery	Monday & Wednesday: 08:00 – 18:00 Tuesday & Friday: 07:30 – 18:00 Thursday: 07:30 – 13:00 (Emergencies only 13:00 – 18:00)
Queenstree Practice	Monday to Friday: 08:30 – 18:00 Monday to Thursday: 07:35 – 08:30 (pre-booked only)
Norton Medical Centre	Monday to Friday: 08:00 – 18:00
Alma Medical Centre	Monday to Friday: 08:30 – 18:00 (Closed Wednesday 12:00 – 13:45 for staff training)
Tennant Street Medical Practice	Monday to Friday: 08:00 – 18:00
Queens Park Medical Centre	Monday to Friday: 08:30 – 18:00
Woodlands Family Medical Centre	Monday to Friday: 08:00 – 18:00 Thursday: 18:30 – 20:30
Dovecot Surgery	Monday to Friday: 08:30 – 18:00
Densham Surgery	Monday to Friday: 08:30 – 18:00
Riverside Practice	Monday, Tuesday, Wednesday & Friday: 08:00 – 18:00 Thursday: 08:00 – 14:30
Arrival Medical Practice	Monday to Friday: 08:30 – 18:00

Elm Tree Surgery	Monday to Friday: 08:00 – 18:00
Woodbridge Medical Practice	Monday to Friday: 08:00 – 18:00
Eaglescliffe Medical Practice	Monday to Friday: 08:00 – 18:00
Park Lane Surgery	Monday to Friday: 08:00 – 18:00
Thornaby & Barwick Medical Group	Monday to Friday: 08:00 – 18:00
Yarm Medical Practice	Monday to Friday: 08:00 – 18:00

Data Source: GP Practice Websites

CQC Rating

Practice	Overall CQC Rating	CQC Domain Ratings
Marsh House Medical Practice	Good Latest Inspection: 21/06/2016 Latest Review: 21/08/2019	Safe: Good Effective: Good Caring: Good Responsive: Good Well-led: Good
The Roseberry Practice	Good Latest Inspection: 23/06/2016 Latest Review: 06/07/2023	Safe: Good Effective: Good Caring: Good Responsive: Good Well-led: Good
Dr Rasool's Practice	Good Latest Inspection: 10/08/2016 Latest Review: 06/07/2023	Safe: Good Effective: Good Caring: Good Responsive: Good Well-led: Good
Kingsway Medical Centre	Good Latest Inspection: 10/03/2016 Latest Review: 06/07/2023	Safe: Good Effective: Good Caring: Good Responsive: Outstanding Well-led: Good
Melrose Surgery	Good Latest Inspection: 04/07/2018 Latest Review: 06/07/2023	Safe: Good Effective: Good Caring: Outstanding Responsive: Good Well-led: Good
Queenstree Practice	Good Latest Inspection: 14-15 and 30/11/2022 Latest Review: 09/10/2019	Safe: Good Effective: Good Caring: Good Responsive: Good Well-led: Good
Norton Medical Centre	Good Latest Inspection: 15-16 and 30/11/2022 Latest Review: 06/07/2023	Safe: Good Effective: Good Caring: Good Responsive: Requires Improvement Well-led: Good
Alma Medical Centre	Good Latest Inspection: 12/07/2016 Latest Review: 06/07/2023	Safe: Good Effective: Good Caring: Good Responsive: Good Well-led: Good
Tennant Street Medical Practice	Outstanding	Safe: Good Effective: Outstanding

	Latest Inspection: 09-16/11/2019 Latest Review: 06/07/2023	Caring: Good Responsive: Outstanding Well-led: Outstanding
Queens Park Medical Centre	Good Latest Inspection: 16/12/2015 Latest Review: 06/07/2023	Safe: Good Effective: Good Caring: Good Responsive: Outstanding Well-led: Good
Woodlands Family Medical Centre	Good Latest Inspection: 18/10/2018 and 24/10/2018 Latest Review: 06/07/2023	Safe: Good Effective: Good Caring: Good Responsive: Good Well-led: Good
Dovecot Surgery	Good Latest Inspection: 28/04/2016 Latest Review: 06/07/2023	Safe: Good Effective: Good Caring: Good Responsive: Good Well-led: Good
Densham Surgery	Good Latest Inspection: 17/08/2016 Latest Review: 06/07/2023	Safe: Good Effective: Good Caring: Good Responsive: Good Well-led: Good
Riverside Practice	Good Latest Inspection: 08/12/2015 Latest Review: 06/07/2023	Safe: Good Effective: Good Caring: Good Responsive: Good Well-led: Good
Arrival Medical Practice	Good Latest Inspection: 02/08/2023	Safe: Good Effective: Good Caring: Good Responsive: Outstanding Well-led: Good
Elm Tree Surgery	Good Latest Inspection: 20/06/2019 Latest Review: 06/07/2023	Safe: Good Effective: Good Caring: Good Responsive: Good Well-led: Good
Woodbridge Medical Practice	Outstanding Latest Inspection: 09-16/11/2019 Latest Review: 06/07/2023	Safe: Good Effective: Outstanding Caring: Good Responsive: Outstanding Well-led: Outstanding
Eaglescliffe Medical Practice	Outstanding Latest Inspection: 11/08/2015 Latest Review: 06/07/2023	Safe: Good Effective: Outstanding Caring: Outstanding Responsive: Good Well-led: Outstanding
Park Lane Surgery	Good Latest Inspection: 26/10/2016 Latest Review: 06/07/2023	Safe: Good Effective: Good Caring: Good Responsive: Good Well-led: Good
Thornaby & Barwick Medical Group	Good Latest Inspection: 21/10/2022	Safe: Good Effective: Good

	Latest Review: 06/07/2023	Caring: Good Responsive: Good Well-led: Good
Yarm Medical Practice	Outstanding Latest Inspection: 21/08/2015 Latest Review: 06/07/2023	Safe: Good Effective: Outstanding Caring: Good Responsive: Good Well-led: Outstanding

Data Source: [Care Quality Commission \(cqc.org.uk\)](http://carequalitycommission.org.uk)

Staffing Levels

Practice	Headcount (HC) and Full Time Equivalent (FTE)* for:			
	GP	Nurse	Direct Patient Care	Admin
Melrose Surgery	HC 2	HC 1	0	HC 4
	FTE 1.2	FTE 0.4	0	FTE 2
Kingsway Medical Centre	HC 5	HC 7	HC 1	HC 18
	FTE 4.5	FTE 4	FTE 0.7	FTE 13.5
Queenstree Practice	HC 3	HC 2	HC 1	HC 8
	FTE 1.4	FTE 1.2	FTE 0.6	FTE 5
Dr Rasool's Practice	HC 1	HC 3	0	HC 5
	FTE 1	FTE 1.3	0	FTE 3.5
Marsh House Medical Practice	HC 9	HC 2	HC 2	HC 19
	FTE 8.2	FTE 1.6	FTE 1.2	FTE 12.9
The Roseberry Practice	HC 3	HC 6	0	HC 11
	FTE 3	FTE 4.5	0	FTE 8.8
Norton Medical Centre	HC 12	HC 10	HC 6	HC 49
	FTE 9.5	FTE 7.8	FTE 4.3	FTE 30.6
The Arrival Practice	HC 1	HC 2	0	HC 6
	FTE 0.3	FTE 1.1	0	FTE 5.7
Riverside Medical Practice	HC 2	HC 6	HC 1	HC 12
	FTE 2.4	FTE 4.1	FTE 0.6	FTE 11.7
Alma Medical Centre	HC 8	HC 3	HC 2	HC 17
	FTE 6	FTE 2.4	FTE 1.5	FTE 14.6
The Densham Surgery	HC 4	HC 1	HC 1	HC 10
	FTE 4.1	FTE 0.5	FTE 0.4	FTE 7.3
The Dovecot Surgery	HC 4	HC 2	HC 1	HC 10
	FTE 4.3	FTE 0.7	FTE 0.5	FTE 5.6
Queens Park Medical Centre	HC 11	HC 9	HC 4	HC 34
	FTE 9.1	FTE 7.6	FTE 3.5	FTE 25.5
Tennant Street Medical Practice	HC 11	HC 7	HC 6	HC 23
	FTE 7.9	FTE 5.6	FTE 4.4	FTE 18.4
Woodlands Family Medical Centre	HC 10	HC 6	HC 3	HC 25
	FTE 8.5	FTE 4.4	FTE 2.1	FTE 18.3
Elm Tree Surgery	HC 12	HC 5	HC 3	HC 18
	FTE 10.8	FTE 3.9	FTE 2.9	FTE 12.2
Thornaby & Barwick Medical	HC 19	HC 3	HC 8	HC 29
	FTE 18.3	FTE 2.4	FTE 7.8	FTE 25.5
Woodbridge Practice	HC 13	HC 7	HC 2	HC 26
	FTE 10	FTE 5.3	FTE 1.6	FTE 18.6
Yarm Medical Practice	HC 9	HC 4	HC 5	HC 27
	FTE 9.1	FTE 2.2	FTE 4.3	FTE 19.7

Eaglescliffe Medical Practice	HC 10	HC 4	HC 1	HC 15
	FTE 8.8	FTE 3.4	FTE 0.5	FTE 11.7
Park Lane Surgery	HC 3	HC 4	0	HC 11
	FTE 3	FTE 1.9	0	FTE 8.1

Data Source: SHAPE Atlas (<https://app.shapeatlas.net/>) General Practice Workforce Data – 31 August 2023

*FTE refers to the number of full-time hours being worked, whilst HC is the number of staff employed.

GP Headcount and Full Time Equivalent as a ratio to patient list size:

Practice	Headcount		Full time Equivalent	
	GP	GP: patient ratio	GP	GP: patient ratio
Melrose Surgery	2	1:1,240	1.2	1: 2,066
Kingsway Medical Centre	5	1:1,883	4.5	1: 2,092
Queenstree Practice	3	1:1,368	1.4	1: 2,932
Dr Rasool's Practice	1	1:2,290	1	1: 2,290
Marsh House Medical Practice	9	1:946	8.2	1: 1,038
The Roseberry Practice	3	1:2,667	3	1: 2,667
Norton Medical Centre	12	1:1,414	9.5	1: 1,786
The Arrival Practice	1	1:2,982	0.3	1: 9,940
Riverside Medical Practice	2	1:3,139	2.4	1: 2,615
Alma Medical Centre	8	1:1,446	6	1: 1,928
The Densham Surgery	4	1:991	4.1	1: 966
The Dovecot Surgery	4	1:1,076	4.3	1: 1,001
Queens Park Medical Centre	11	1:1,669	9.1	1: 2,018
Tennant Street Medical Practice	11	1:1,305	7.9	1: 1,817
Woodlands Family Medical Centre	10	1:1,215	8.5	1: 1,430
Elm Tree Surgery	12	1:767	10.8	1: 853
Thornaby & Barwick Medical	19	1:1,114	18.3	1:1,157
Woodbridge Practice	13	1:1,443	10	1:1,876
Yarm Medical Practice	9	1:1,675	9.1	1:1,656
Eaglescliffe Medical Practice	10	1:1,168	8.8	1:1,327
Park Lane Surgery	3	1:1,724	3	1:1,724

The table above is based on August 2023 workforce data and August 2023 GP practice list sizes.

Area	HC GP: patient ratio	FTE GP: patient ratio
Stockton-on-Tees	1:1,360 patients	1:1,574 patients
Tees Valley	1:1,409 patients	1:1,768 patients
England	1:1,288 patients	1:1,671 patients

The table above is based on August 2023 workforce data and August 2023 GP practice list sizes.

As seen in the table, Stockton-on-Tees has a GP (HC) to patient ratio of 1:1.3 compared to England which has a ratio of 1:1.2.

Data Source: General Practice Workforce Data ([General Practice Workforce - NHS Digital](#)) and Patient List Sizes ([Patients Registered at a GP Practice - NHS Digital](#))

Direct Enhanced Services - NHS England

Direct Enhanced Services (DESS) are nationally agreed and have to be offered to all GP practices in England. Practices can decide whether they sign up to a DES or not, but they must be offered the opportunity to do so.

Weight Management DES: The Covid-19 pandemic focused on obesity and weight management, which led to the introduction of a new DES in 2022/23. The aim of this DES was to introduce new measures to tackle obesity.

Learning Disabilities DES: The DES is designed to encourage practices to identify patients aged 14 and over with learning disabilities, to maintain a learning disability 'health check' register and offer an annual health check, which will include a health action plan.

Minor Surgery DES: The DES allows GPs to conduct minor surgical procedures, including injections and incisions or excisions which helps increase patient satisfaction in general practice.

Out of Area DES: All GP practices are free to register new patients who live outside their practice area without any obligation on the practice to provide home visits for such patients when the patient is at home, away from, and unable to attend, their registered practice. The purpose of the DES is for the practice to provide primary medical services to patients in their home area during core hours if they have an urgent care need and if they cannot reasonably be expected to attend their registered practice.

- 17 of the 21 practices in Stockton are signed up to the Minor Surgery, Learning Disability and Weight Management Direct Enhanced Services
- 3 of the 21 practices in Stockton have signed up to the Out of Area DES, whilst 1 practice has only signed up to the Minor Surgery and Weight Management DES.

Patient Online Management Information

Practice	% of patients enabled to use:		
	Appointment booking and cancellation	Repeat prescription ordering	View detailed coded record
National average	43.79	49.23	23.01
Melrose Surgery	53.75	53.75	48.19
Kingsway Medical Centre	36.8	49.93	44.64
Queenstree Practice	36.27	60.85	58.34
Dr Rasool's Practice	58.38	58.43	1.66
Marsh House Medical Practice*	-	56.66	32.01
The Roseberry Practice	51.54	51.79	1.81
Norton Medical Centre	59.31	62.83	28.68
The Arrival Practice	16.23	17	0
Riverside Medical Practice	47.01	47.66	3.92
Alma Medical Centre**	-	-	-
The Densham Surgery	47.88	48.03	48.06
The Dovecot Surgery	36.64	55.47	9.82
Queens Park Medical Centre	53.72	55.61	9.38
Tennant Street Medical Practice	52.25	56.75	51.27
Woodlands Family Medical Centre	47.12	47.66	4.17
Elm Tree Surgery	47.23	47.86	9.27
Thornaby & Barwick Medical	51.67	51.68	41.89
Woodbridge Practice	52.65	53.92	8.68
Yarm Medical Practice	43.87	63.06	43.97
Eaglescliffe Medical Practice	36.65	43.53	14.21
Park Lane Surgery	47.08	47.2	46.08

Data Source: Patient Online Management Information: <https://digital.nhs.uk/data-and-information/publications/statistical/mi-patient-online-pomi/current> (31 August 2023)

*Marsh House – functionality not enabled for patients to book online.

**Alma - participation in the data collection not accepted.

General Practice Appointment Data

The appointment rate per 1,000 for all appointments include face-to-face, telephone, online/ video, home visits and unknown appointments.

Tees Valley

Month	Appointment rate per 1,000 (All appointments)	Telephone appointment rate per 1,000	Face-to-Face appointment rate per 1,000
August 2019	427.2	44.8	351.1
August 2020	379.9	132.9	225.4
August 2021	419.9	129.9	274.2
August 2022	448.7	97.43	333.9
August 2023	475.1	81.44	367.1

Data Source: [Appointments in General Practice - NHS Digital](#)

From August 2019 (pre-pandemic) till August 2023 the appointment rate per 1,000 has increased in Tees Valley, meaning that more appointments have been booked in 2023 than in 2019. Also double the amount of telephone appointments have been booked since 2019 and there has been a slight increase of face-to-face appointments since before the pandemic.

Stockton-on-Tees

Month	Appointment rate per 1,000 (All appointments)
October 2022	414.9
November 2022	465.2
December 2022	401.3
January 2023	445.0
February 2023	408.3
March 2023	474.2
April 2023	357.1
May 2023	403.7
June 2023	431.7
July 2023	400.7
August 2023	403.2

Data Source: [Appointments in General Practice - NHS Digital](#)

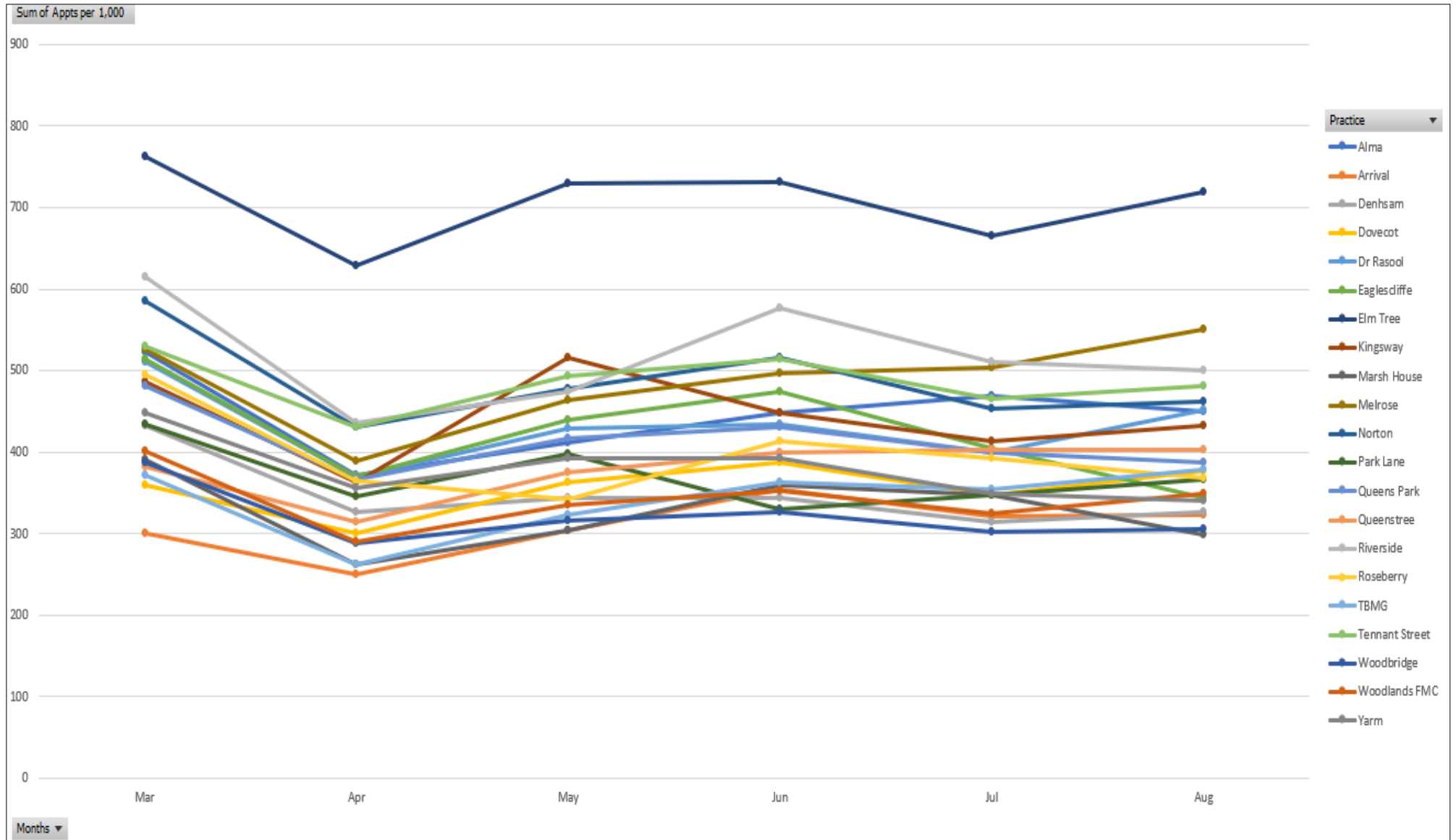
General practice appointment data for individual practices was not published by NHS Digital until October 2022, therefore Stockton-on-Tees appointment rates per 1,000 can not be compared to pre-pandemic levels.

Detailed practice breakdown Mar-Aug 2023:



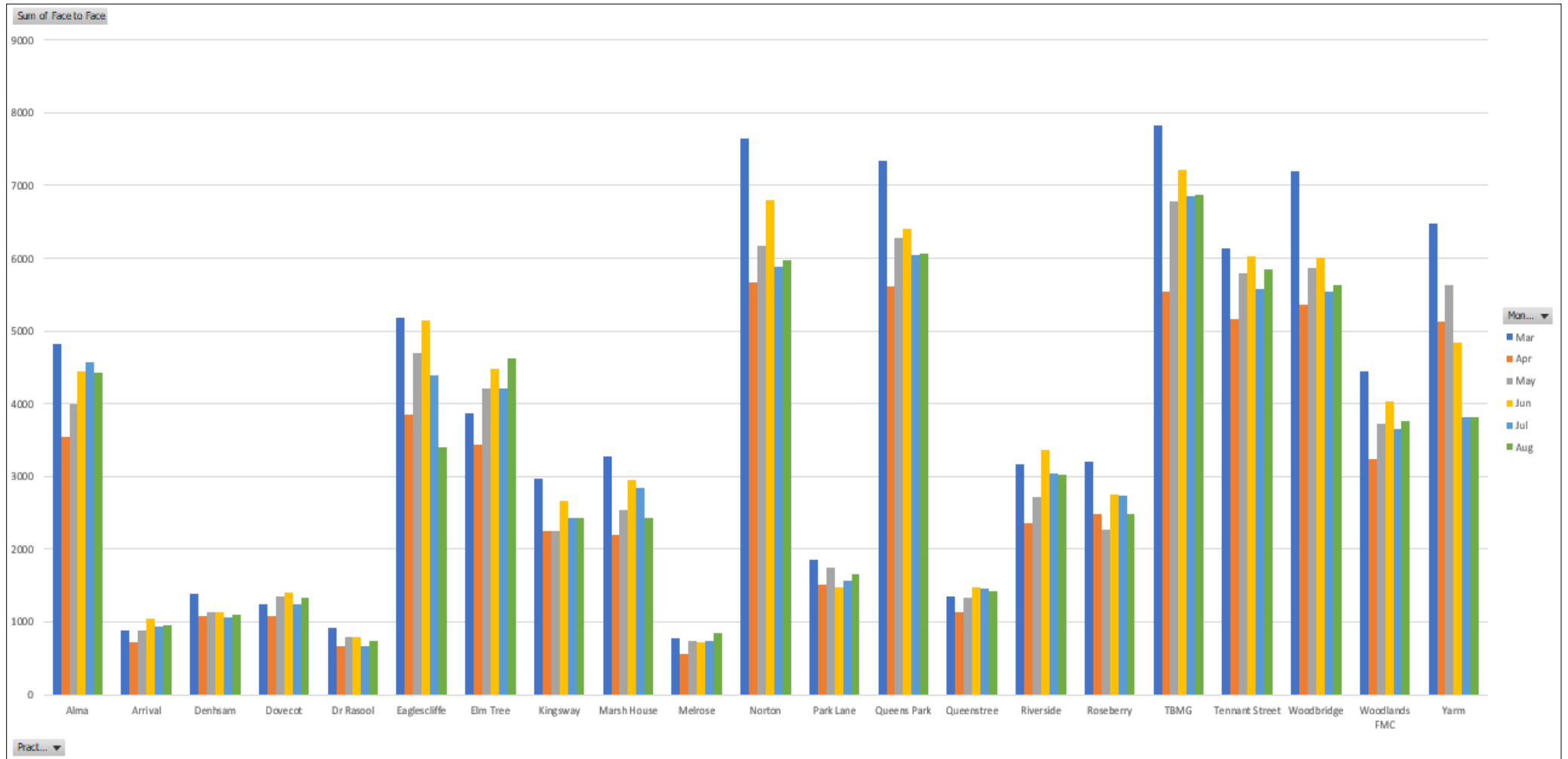
GP Appointments- 6
month rolling.xlsx

Stockton-on-Tees Appointment rate per 1,000 (March 2023 – August 2023)



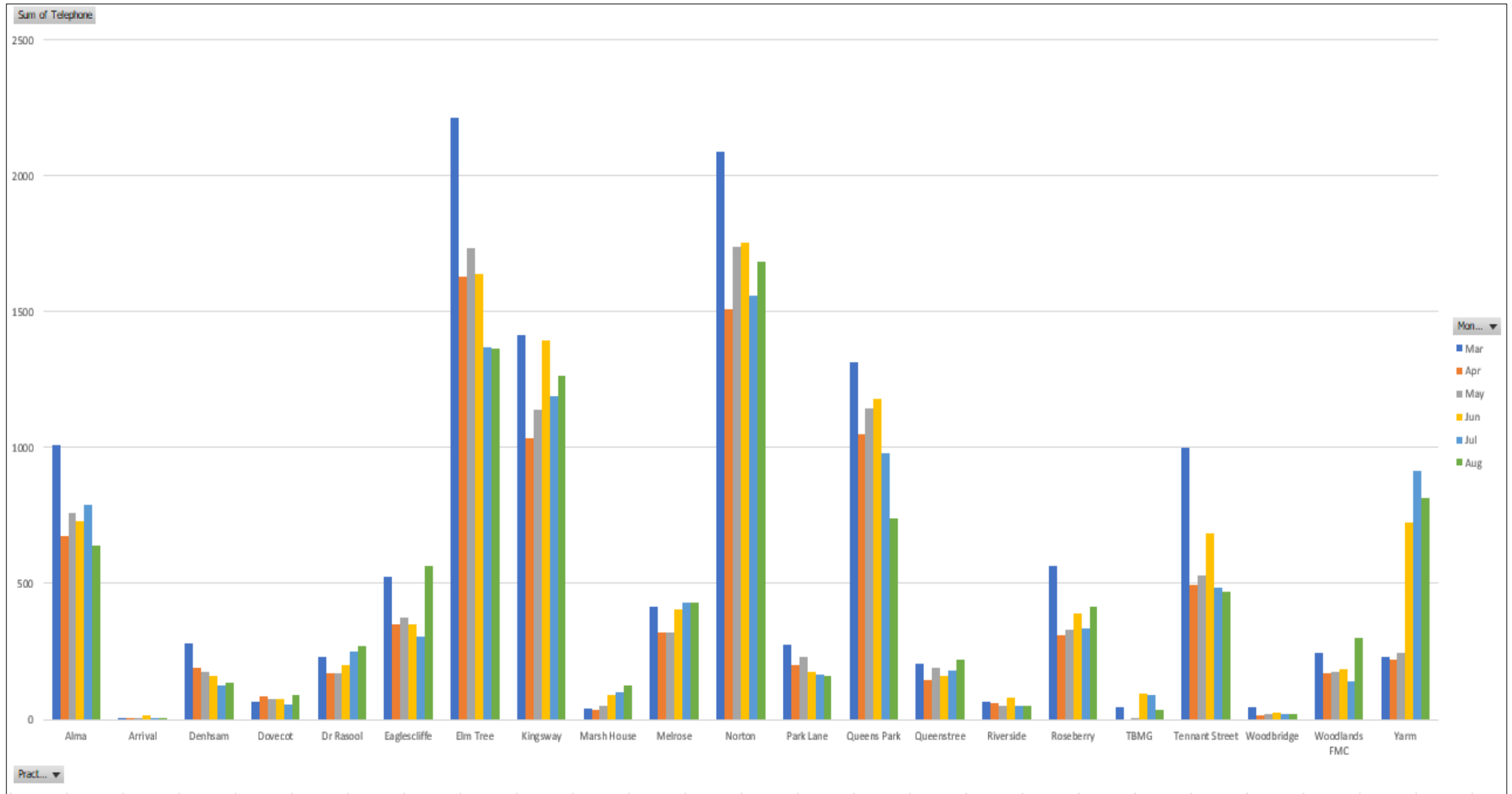
Data Source: [Appointments in General Practice - NHS Digital](#)

Stockton-on-Tees Face-to-Face Appointments (March 2023 – August 2023)



Data Source: [Appointments in General Practice - NHS Digital](#)

Stockton-on-Tees Telephone Appointments (March 2023 – August 2023)



Data Source: [Appointments in General Practice - NHS Digital](#)

GP Patient Survey results

Data Source: [GP Patient Survey \(gp-patient.co.uk\)](http://gp-patient.co.uk)

Practice Code	Practice	Q32. Overall, how would you describe your experience of your GP practice?			Q1. Generally, how easy is it to get through to someone at your GP practice on the phone?			Q16. Were you satisfied with the type of appointment you were offered?			Q21. Overall, how would you describe your experience making an appointment?			Q6. How satisfied are you with the general practice appointment times that are available to you?		
		National Average 2023		71%	National Average 2023		50%	National Average 2023		72%	National Average 2023		54%	National Average 2023		53%
		2023	2022	+/- ve	2023	2022	+/- ve	2023	2022	+/- ve	2023	2022	+/- ve	2023	2022	+/- ve
A81001	The Densham Surgery	65%	85%	-20%	48%	51%	-3%	79%	71%	8%	54%	53%	1%	48%	66%	-18%
A81002	Queens Park Medical Centre	73%	62%	12%	26%	24%	3%	73%	62%	11%	51%	36%	14%	41%	43%	-1%
A81006	Tennant Street Medical Practice	89%	75%	14%	27%	16%	11%	75%	66%	10%	56%	39%	16%	53%	36%	17%
A81014	Queenstree Practice	79%	84%	-5%	60%	77%	-17%	74%	71%	3%	65%	70%	-5%	57%	67%	-10%
A81017	Woodbridge Practice	64%	50%	13%	47%	27%	20%	74%	52%	22%	59%	35%	24%	50%	30%	21%
A81025	The Dovecot Surgery	60%	70%	-10%	23%	37%	-14%	60%	76%	-16%	45%	52%	-7%	42%	64%	-22%
A81027	Yarm Medical Practice	77%	67%	10%	27%	31%	-4%	72%	72%	0%	40%	47%	-7%	51%	46%	6%
A81034	Thornaby & Barwick Medical Group	74%	67%	8%	23%	21%	2%	72%	59%	13%	56%	47%	9%	46%	51%	-6%
A81036	Norton Medical Centre	51%	62%	-10%	9%	7%	2%	81%	49%	12%	23%	23%	0%	26%	23%	3%
A81039	Eaglescliffe Medical Practice	90%	87%	2%	63%	62%	1%	86%	82%	5%	67%	68%	0%	70%	56%	14%
A81040	Marsh House Medical Practice	70%	75%	-5%	37%	36%	2%	54%	60%	-6%	43%	46%	-3%	40%	58%	-18%
A81046	Woodlands Family Medical Practice	55%	61%	-6%	30%	42%	-12%	63%	63%	3%	42%	49%	-7%	43%	54%	-11%
A81056	Melrose Surgery	93%	89%	4%	96%	92%	3%	96%	88%	8%	87%	83%	4%	92%	77%	14%
A81057	Kingsway Medical Centre	83%	75%	9%	61%	55%	6%	84%	71%	13%	70%	62%	8%	64%	60%	3%
A81066	Park Lane Surgery	94%	95%	-1%	83%	94%	-11%	83%	91%	-8%	83%	84%	-1%	76%	80%	-3%
A81067	Alma Medical Centre	88%	80%	9%	32%	26%	6%	86%	81%	5%	60%	58%	3%	55%	56%	-1%
A81602	Dr Rasool	99%	98%	1%	98%	96%	2%	96%	99%	-3%	96%	91%	5%	90%	84%	6%
A81608	Elm Tree Surgery	91%	91%	0%	97%	93%	4%	96%	93%	2%	94%	91%	2%	93%	82%	11%
A81610	The Roseberry Practice	58%	63%	-6%	33%	43%	-9%	60%	74%	-14%	41%	56%	-15%	39%	46%	-7%
A81629	Riverside Medical Centre	92%	96%	-5%	90%	92%	-2%	89%	93%	-4%	88%	89%	-1%	84%	90%	-5%
A81634	The Arrival Practice	87%	83%	4%	81%	82%	0%	83%	81%	2%	76%	78%	-2%	80%	87%	-7%

The table above is a comparison of the results from 2023 to 2022.

Practice Code	Practice	Q32. Overall, how would you describe your experience of your GP practice?				Q1. Generally, how easy is it to get through to someone at your GP practice on the phone?				Q16. Were you satisfied with the type of appointment you were offered?				Q21. Overall, how would you describe your experience making an appointment?				Q6. How satisfied are you with the general practice appointment times that are available to you?			
		National Average 2023		71%		National Average 2023		50%		National Average 2023		72%		National Average 2023		54%		National Average 2023		53%	
		PCN Av	2023	2022	2021	PCN Av	2023	2022	2021	PCN Av	2023	2022	2021	PCN Av	2023	2022	2021	PCN Av	2023	2022	2021
A81001	The Densham Surgery	73%	65%	85%	88%	59%	48%	51%	56%	78%	79%	71%	86%	65%	54%	53%	66%	63%	48%	66%	58%
A81002	Queens Park Medical Centre	84%	73%	62%	89%	28%	26%	24%	49%	78%	73%	62%	88%	56%	51%	36%	66%	50%	41%	43%	64%
A81006	Tennant Street Medical Practice	84%	89%	75%	88%	28%	27%	16%	39%	78%	75%	66%	84%	56%	56%	39%	64%	50%	53%	36%	69%
A81014	Queenstree Practice	76%	79%	84%	91%	56%	60%	77%	87%	75%	74%	71%	91%	61%	65%	70%	88%	58%	57%	67%	86%
A81017	Woodbridge Practice	73%	64%	50%	73%	59%	47%	27%	53%	78%	74%	52%	79%	65%	59%	35%	63%	63%	50%	30%	51%
A81025	The Dovecot Surgery	73%	60%	70%	82%	59%	23%	37%	56%	78%	60%	76%	87%	65%	45%	52%	64%	63%	42%	64%	67%
A81027	Yarm Medical Practice	84%	77%	67%	88%	49%	27%	31%	68%	79%	72%	72%	87%	62%	40%	47%	80%	61%	51%	46%	67%
A81034	Thornaby & Barwick Medical Group	84%	74%	67%	79%	49%	23%	21%	42%	79%	72%	59%	81%	62%	42%	56%	47%	61%	46%	51%	62%
A81036	Norton Medical Centre	76%	51%	62%	78%	56%	9%	7%	47%	75%	61%	49%	79%	61%	23%	23%	57%	58%	26%	23%	64%
A81039	Eaglescliffe Medical Practice	84%	90%	87%	86%	49%	63%	62%	78%	79%	86%	82%	86%	62%	67%	68%	81%	61%	70%	56%	74%
A81040	Marsh House Medical Practice	76%	70%	75%	82%	56%	37%	36%	75%	75%	54%	60%	82%	61%	43%	46%	69%	58%	40%	56%	64%
A81046	Woodlands Family Medical	73%	55%	61%	75%	59%	30%	42%	45%	78%	66%	63%	77%	65%	42%	49%	59%	63%	43%	54%	63%
A81056	Melrose Surgery	76%	93%	89%	94%	56%	96%	92%	97%	75%	96%	88%	92%	61%	83%	96%	90%	58%	92%	77%	85%
A81057	Kingsway Medical Centre	76%	83%	75%	90%	56%	61%	55%	80%	75%	84%	71%	82%	61%	70%	62%	82%	58%	64%	60%	69%
A81066	Park Lane Surgery	84%	94%	95%	94%	49%	83%	94%	98%	79%	83%	91%	97%	62%	83%	84%	94%	61%	76%	80%	85%
A81067	Alma Medical Centre	84%	88%	80%	95%	28%	32%	26%	55%	86%	81%	92%	92%	56%	60%	58%	81%	50%	55%	56%	83%
A81602	Dr Rasool	76%	99%	98%	97%	56%	98%	96%	100%	75%	96%	99%	99%	61%	96%	91%	99%	58%	90%	84%	95%
A81608	Elm Tree Surgery	73%	91%	91%	95%	59%	97%	93%	95%	78%	96%	93%	91%	61%	94%	91%	96%	63%	93%	82%	90%
A81610	The Roseberry Practice	76%	58%	63%	80%	56%	33%	43%	56%	75%	60%	74%	74%	61%	41%	56%	64%	58%	39%	46%	55%
A81629	Riverside Medical Centre	73%	92%	96%	90%	59%	90%	92%	92%	78%	89%	93%	88%	65%	88%	89%	90%	63%	84%	90%	91%
A81634	The Arrival Practice	73%	87%	83%	89%	59%	81%	82%	95%	78%	83%	81%	85%	65%	76%	78%	87%	63%	80%	87%	79%

The table above is a heat map of the GP Patient survey results from 2021 to 2023 for Stockton-on-Tees.

		Q32. Overall, how would you describe your experience of your GP practice?		Q1. Generally, how easy is it to get through to someone at your GP practice on the phone?		Q16. Were you satisfied with the type of appointment you were offered?		Q21. Overall, how would you describe your experience making an appointment?		Q6. How satisfied are you with the general practice appointment times that are available to you?	
		National Average 2023	71%	National Average 2023	50%	National Average 2023	72%	National Average 2023	54%	National Average 2023	53%
Practice Code	Practice	TV Av. 2023	2023	TV Av. 2023	2023	TV Av. 2023	2023	TV Av. 2023	2023	TV Av. 2023	2023
A81001	The Densham Surgery	74%	65%	49%	48%	75%	79%	57%	54%	55%	48%
A81002	Queens Park Medical Centre	74%	73%	49%	26%	75%	73%	57%	51%	55%	41%
A81006	Tennant Street Medical Practice	74%	89%	49%	27%	75%	75%	57%	56%	55%	53%
A81014	Queenstree Practice	74%	79%	49%	60%	75%	74%	57%	65%	55%	57%
A81017	Woodbridge Practice	74%	64%	49%	47%	75%	74%	57%	59%	55%	50%
A81025	The Dovecot Surgery	74%	60%	49%	23%	75%	60%	57%	45%	55%	42%
A81027	Yarm Medical Practice	74%	77%	49%	27%	75%	72%	57%	40%	55%	51%
A81034	Thornaby & Barwick Medical Group	74%	74%	49%	23%	75%	72%	57%	56%	55%	46%
A81036	Norton Medical Centre	74%	51%	49%	9%	75%	61%	57%	23%	55%	26%
A81039	Eaglescliffe Medical Practice	74%	90%	49%	63%	75%	86%	57%	67%	55%	70%
A81040	Marsh House Medical Practice	74%	70%	49%	37%	75%	54%	57%	43%	55%	40%
A81046	Woodlands Family Medical Practice	74%	55%	49%	30%	75%	66%	57%	42%	55%	43%
A81056	Melrose Surgery	74%	93%	49%	96%	75%	96%	57%	87%	55%	92%
A81057	Kingsway Medical Centre	74%	83%	49%	61%	75%	84%	57%	70%	55%	64%
A81066	Park Lane Surgery	74%	94%	49%	83%	75%	83%	57%	83%	55%	76%
A81067	Alma Medical Centre	74%	88%	49%	32%	75%	86%	57%	60%	55%	55%
A81602	Dr Rasool	74%	99%	49%	98%	75%	96%	57%	96%	55%	90%
A81608	Elm Tree Surgery	74%	91%	49%	97%	75%	96%	57%	94%	55%	93%
A81610	The Roseberry Practice	74%	58%	49%	33%	75%	60%	57%	41%	55%	39%
A81629	Riverside Medical Centre	74%	92%	49%	90%	75%	89%	57%	88%	55%	84%
A81634	The Arrival Practice	74%	87%	49%	81%	75%	83%	57%	76%	55%	80%

The table above show the Stockton-on-Tees practices' results in 2023 compared to the Tees Valley average.