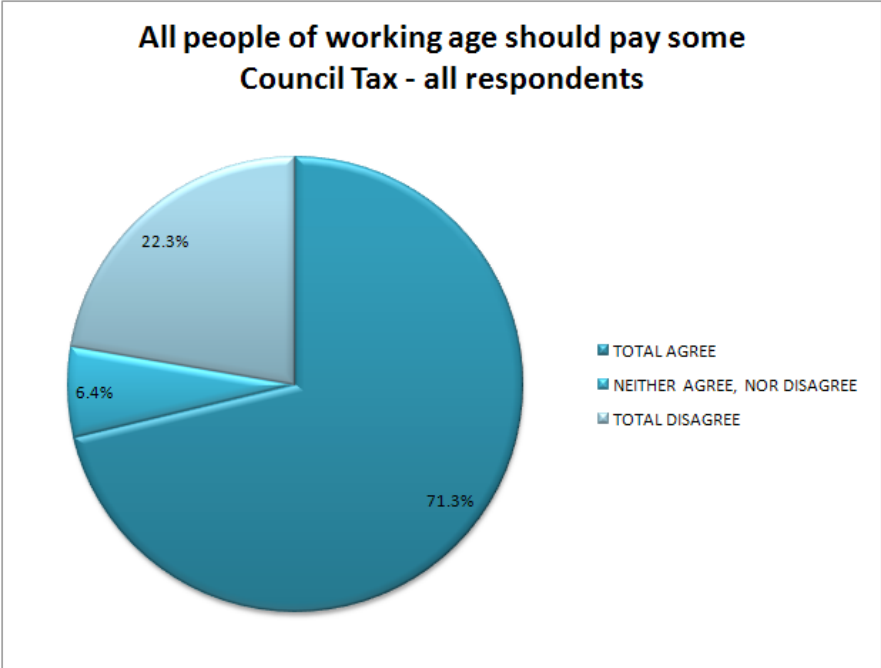


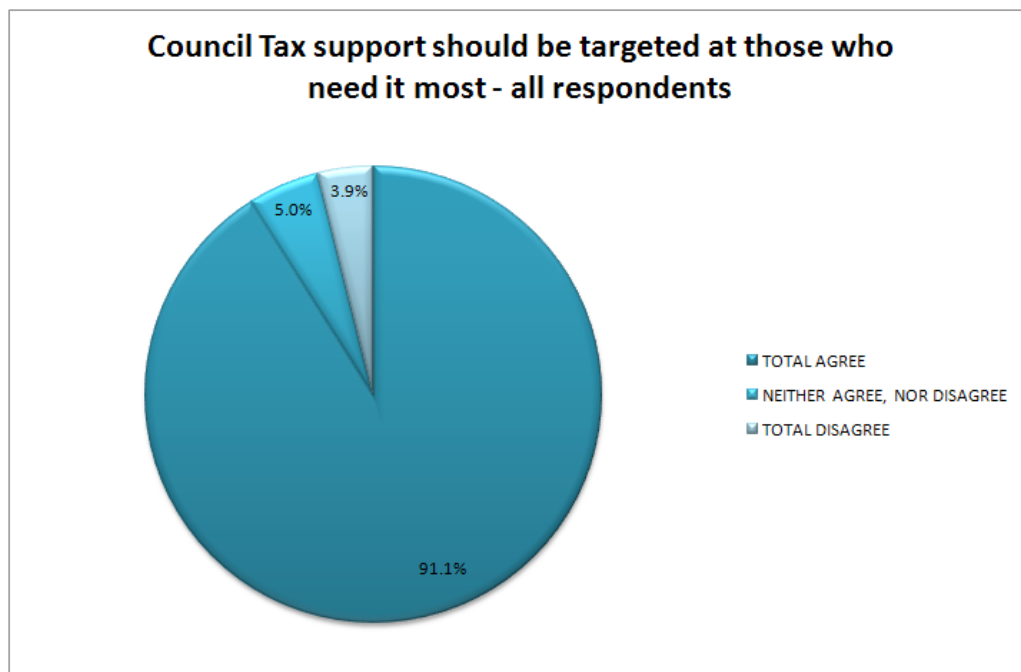
Results show that overall, the majority (71.3% (+/- 2.81)) of all respondents agreed with principle 1.

All people of working age should pay some Council Tax			
	TOTAL AGREE	NEITHER AGREE, NOR DISAGREE	TOTAL DISAGREE
TOTAL NO. RESPONSES	853	77	267
TOTAL PERCENTAGE (%) OF RESPONSES	71.3%	6.4%	22.3%
TOTAL NO. RESPONDENTS TO QUESTION	1197		
Confidence Interval (at 95% Confidence Level)	+/- 2.81		
KEY:			
	Dominant response overall		



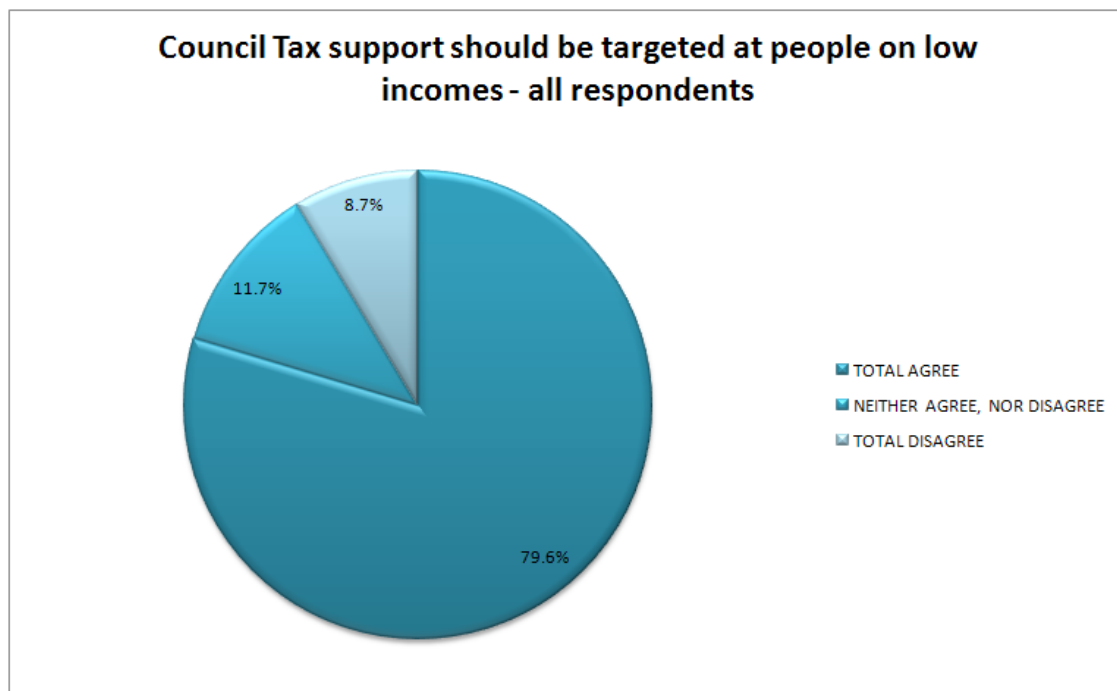
Results show that overall the majority (91.1% (+/- 2.8)) of respondents agreed with principle 2.

Council Tax support should be targeted at those who need it most			
	TOTAL AGREE	NEITHER AGREE, NOR DISAGREE	TOTAL DISAGREE
TOTAL NO. RESPONSES	1100	61	47
TOTAL PERCENTAGE (%) OF RESPONSES	91.1%	5.0%	3.9%
TOTAL NO. RESPONDENTS TO QUESTION	1208		
Confidence Interval (at 95% Confidence Level)	+/- 2.8		
KEY:			
	Dominant response overall		



Results show that overall the majority (79.6% (+/- 2.81)) of respondents agreed with principle 3.

Council Tax support should be targeted at people on low incomes			
	TOTAL AGREE	NEITHER AGREE, NOR DISAGREE	TOTAL DISAGREE
TOTAL NO. RESPONSES	956	141	104
TOTAL PERCENTAGE (%) OF RESPONSES	79.6%	11.7%	8.7%
TOTAL NO. RESPONDENTS TO QUESTION	1201		
Confidence Interval (at 95% Confidence Level)	+/- 2.81		
KEY:			
	Dominant response overall		

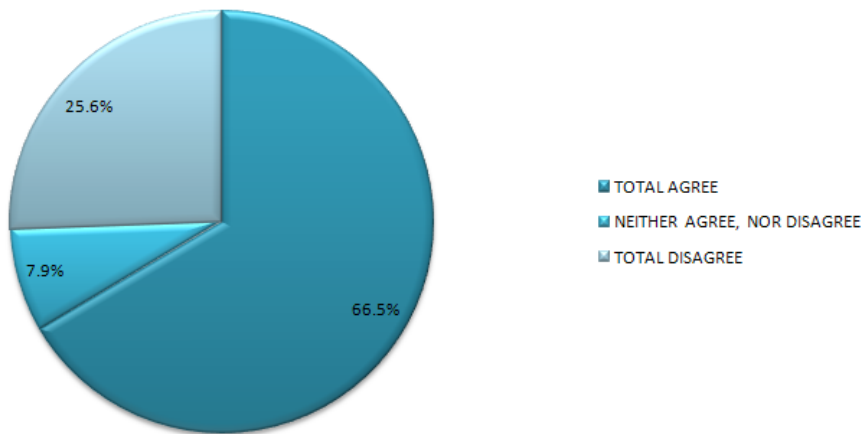


Results show that overall the majority (66.5% (+/- 2.8)) of respondents agreed with principle 4.

Every working age adult in the household should be expected to contribute to Council Tax payments

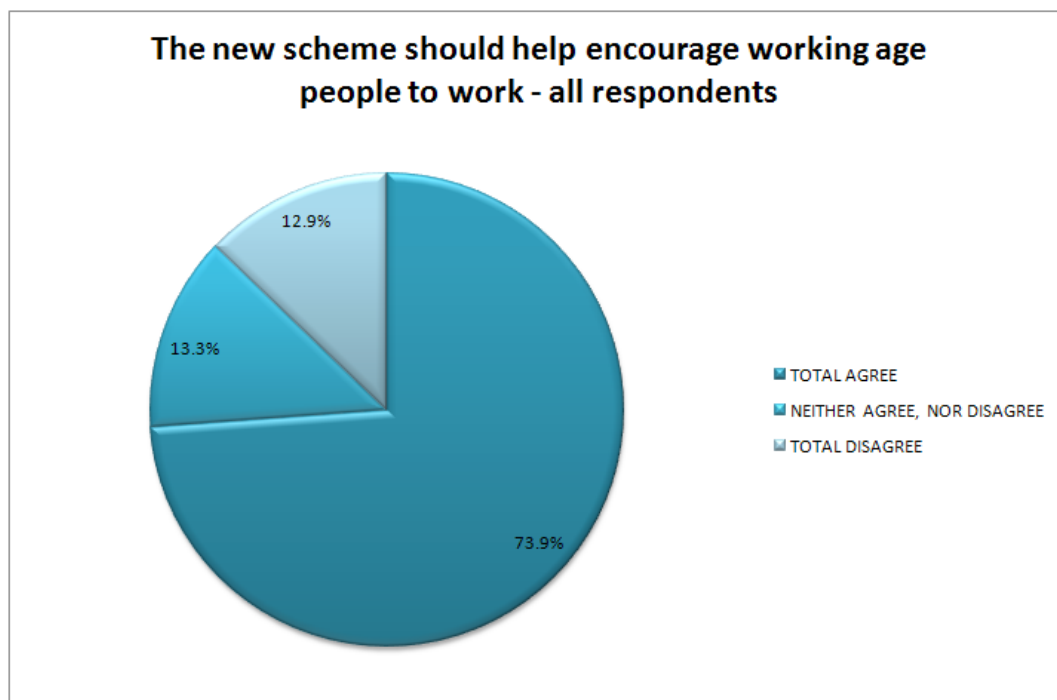
	TOTAL AGREE	NEITHER AGREE, NOR DISAGREE	TOTAL DISAGREE
TOTAL NO. RESPONSES	801	95	308
TOTAL PERCENTAGE (%) OF RESPONSES	66.5%	7.9%	25.6%
TOTAL NO. RESPONDENTS TO QUESTION	1204		
Confidence Interval (at 95% Confidence Level)	+/- 2.8		
KEY:			
	Dominant response overall		

Every working age adult in the household should be expected to contribute to Council Tax payments - all respondents



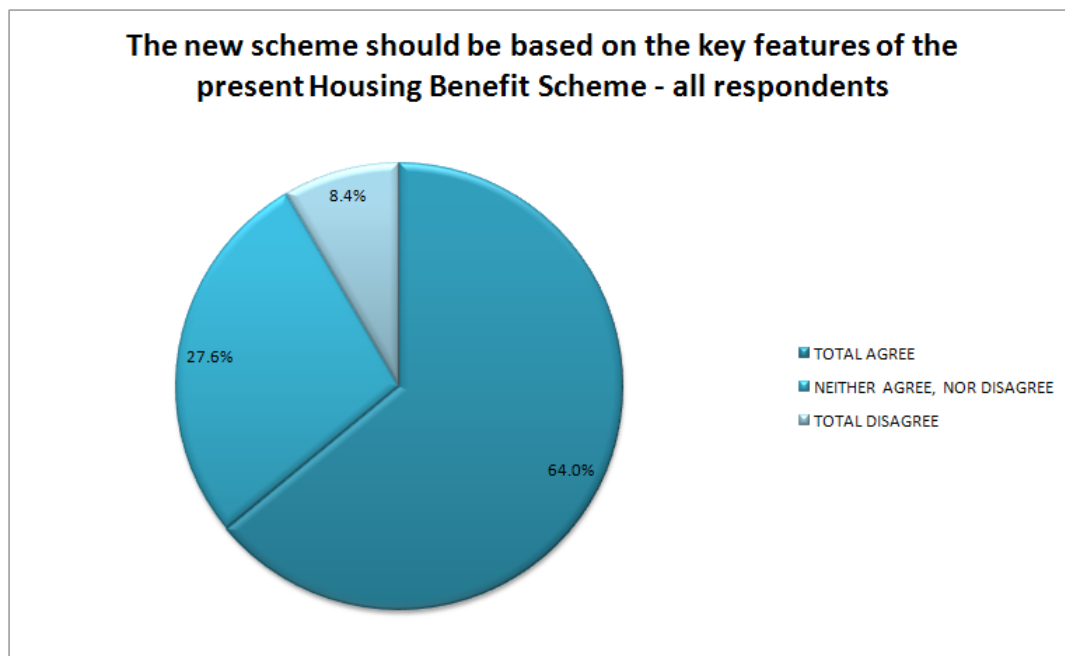
Results show that overall the majority (73.9% (+/- 2.81)) of respondents agreed with principle 5.

The new scheme should help encourage working age people to work			
	TOTAL AGREE	NEITHER AGREE, NOR DISAGREE	TOTAL DISAGREE
TOTAL NO. RESPONSES	884	159	154
TOTAL PERCENTAGE (%) OF RESPONSES	73.9%	13.3%	12.9%
TOTAL NO. RESPONDENTS TO QUESTION	1197		
Confidence Interval (at 95% Confidence Level)	+/- 2.81		
KEY:			
Dominant response overall			



Results show that overall the majority (64.0% (+/- 2.82)) of respondents agreed with principle 6.

The new scheme should be based on the key features of the present Housing Benefit Scheme			
	TOTAL AGREE	NEITHER AGREE, NOR DISAGREE	TOTAL DISAGREE
TOTAL NO. RESPONSES	759	327	100
TOTAL PERCENTAGE (%) OF RESPONSES	64.0%	27.6%	8.4%
TOTAL NO. RESPONDENTS TO QUESTION	1186		
Confidence Interval (at 95% Confidence Level)	+/- 2.82		
KEY:			
	Dominant response overall		



Results show that overall the majority (71.0% (+/- 2.81)) of respondents agreed with principle 7.

Benefit should not be paid to those with relatively large capital or savings			
	TOTAL AGREE	NEITHER AGREE, NOR DISAGREE	TOTAL DISAGREE
TOTAL NO. RESPONSES	854	117	231
TOTAL PERCENTAGE (%) OF RESPONSES	71.0%	9.7%	19.2%
TOTAL NO. RESPONDENTS TO QUESTION	1202		
Confidence Interval (at 95% Confidence Level)	+/- 2.81		
KEY:			
Dominant response overall			

