

Stockton-on-Tees
BOROUGH COUNCIL

Community Safety Key Performance Indicators

Quarter 2 2007/08

★ Achieved Target ■ Missed Target
○ Within Tolerance Quartiles: 1st = Top; 4th = Bottom

CMS003 (BV126) Domestic burglaries per year, per 1,000 households in the Local Authority area



Year	Actual	Year End Prediction	Target	Top Quartile
2006/07	2.98	-	16.2	6.4
2006/07	5.87	-	16.2	6.4
2007/08	2.27	-	16.2	6.4
2007/08	5.02	10.0	16.2	6.4

Performance Comparisons

↑

2005/6 Top Quartile 6.4

2007/8 SBC Target 16.2

Improvement

Polarity ↓

Target

★

Comments: A total of 402 burglaries were reported between April and September 2007 compared with 463 during April to September 2006, showing a 13% reduction. We are on track to achieve the 2007/8 target.

Head of Service: Mike Batty (52)7074

CMS004 (BV127a) Violent crimes per year, per 1,000 population in the Local Authority area



Year	Actual	Year End Prediction	Target	Top Quartile
2006/07	5.49	-	18.9	12.5
2006/07	10.4	-	18.9	12.5
2007/08	4.95	-	18.9	12.5
2007/08	10.39	20.7	18.9	12.5

Performance Comparisons

↔

2005/6 Top Quartile 12.5

2007/8 SBC Target 18.9

Improvement

Polarity ↓

Target

■

Comments: A total of 1965 violent crimes were reported April to September 2007 compared with 1945 in the previous year. It is unlikely that the year-end target will be achieved.

Head of Service: Mike Batty (52)7074



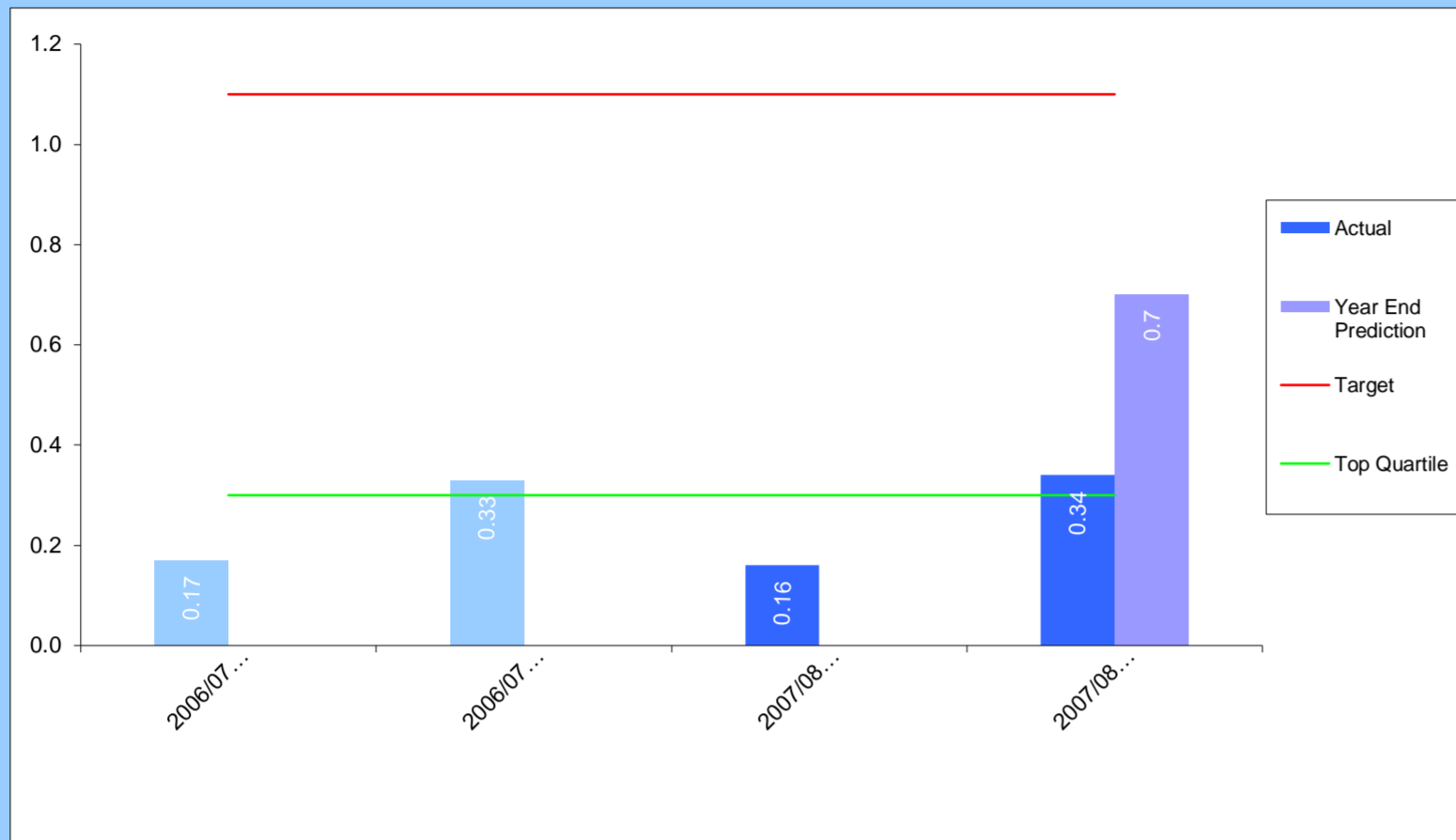
Community Safety Key Performance Indicators

- ★ Achieved Target
- Missed Target
- Within Tolerance
- Quartiles: 1st = Top; 4th = Bottom

Quarter 2 2007/08

CMS005
(BV127b)

Robberies per year, per 1,000 population in the Local Authority area



Performance Comparisons

↔

2005/6 Top Quartile 0.3

2007/8 SBC Target 1.1

Improvement

Polarity ↓

Target

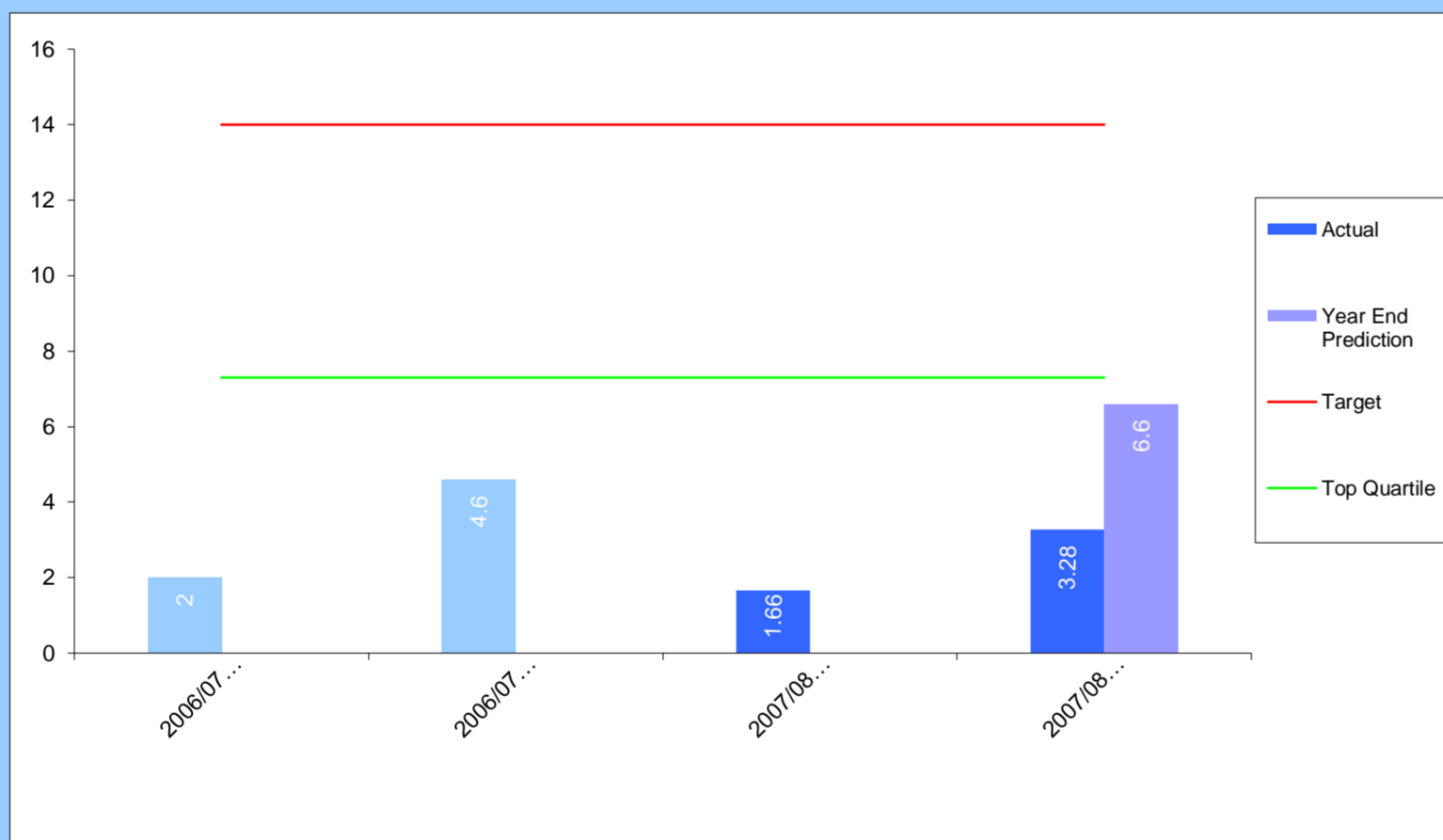
★

Comments: A total of 64 robberies were reported between April and September 2007 compared with 62 in the previous year. It is projected the 2007/8 target will be achieved.

Head of Service: Mike Batty (52)7074

CMS006
(BV128)

Vehicle crime per 1,000 population in the Local Authority area



Performance Comparisons

↑

2005/6 Top Quartile 7.3

2007/8 SBC Target 14.0

Improvement

Polarity ↓

Target

★

Comments: Vehicle crime continues to reduce. A total of 621 crimes were reported April to September 2007, compared with 858 in the same period last year showing a 27.6% reduction.

Head of Service: Mike Batty (52)7074



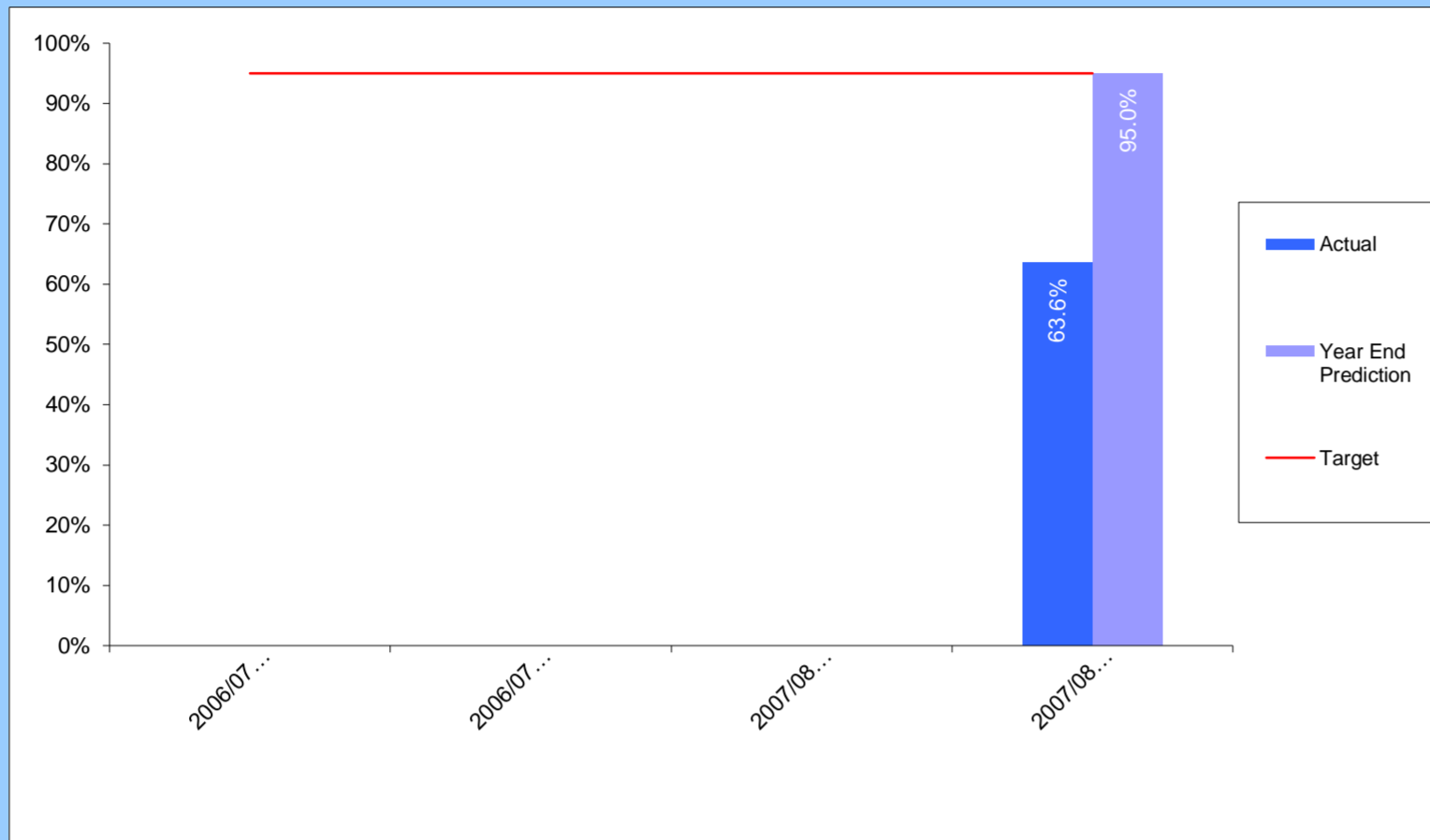
Community Safety Key Performance Indicators

- ★ Achieved Target
- Missed Target
- Within Tolerance
- Quartiles: 1st = Top; 4th = Bottom

Quarter 2 2007/08

CMS008
(CS007)

Trading standards - levels of business compliance - high risk premises



Performance Comparisons

N/A

2007/8 SBC Target 95.0%

No Tolerance

Polarity ↑

Target

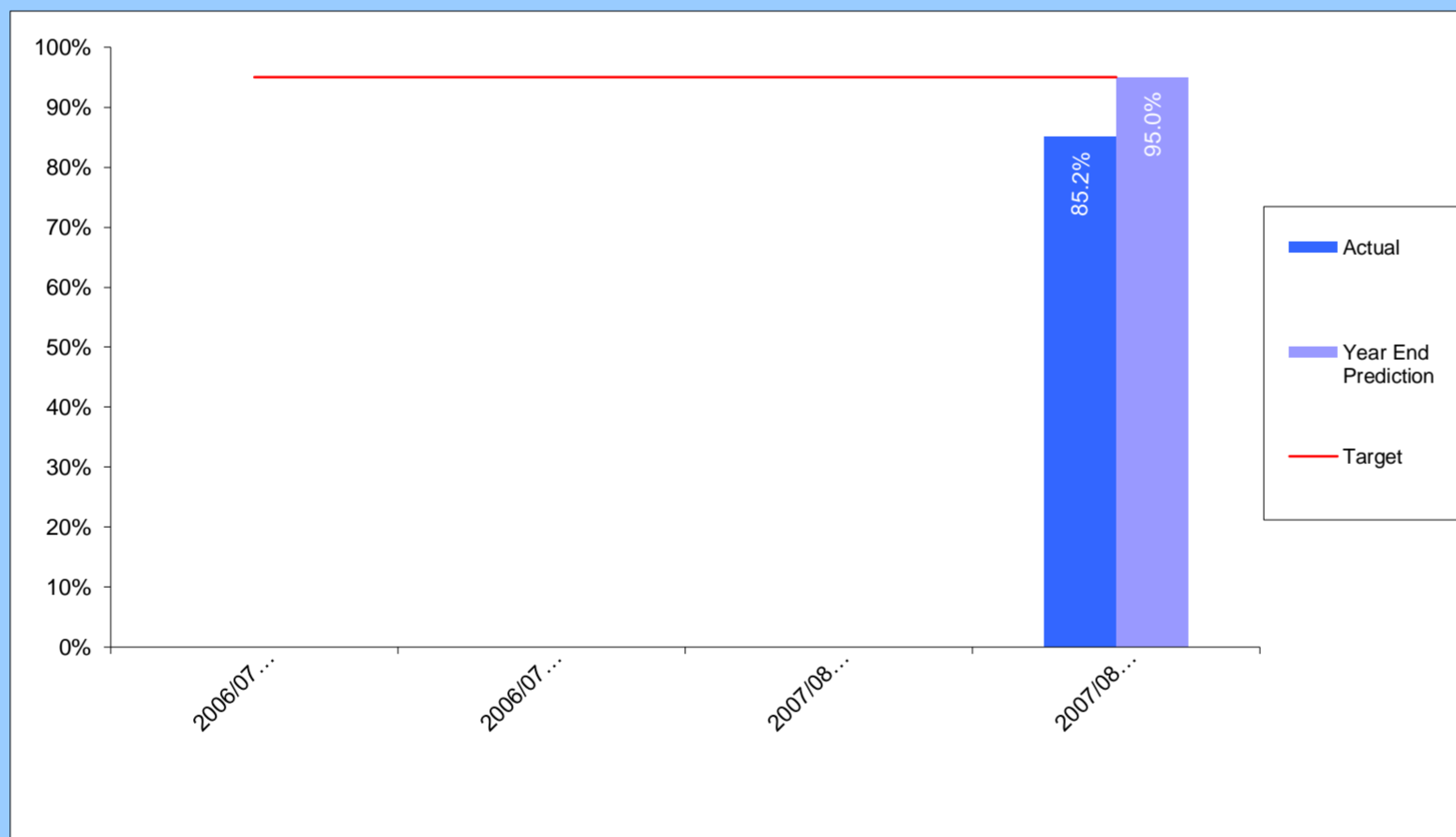
★

Comments: A total of 11 high risk premises were visited of which 7 were found to be compliant. The council is working with these non-compliant businesses to ensure compliance at follow-up inspections. A scheduled programme of inspections is in place and on track to achieve 2007/8 target.

Head of Service: Mike Batty (52)7074

CMS009
(CS010)

Trading standards - levels of business compliance - medium risk premises



Performance Comparisons

N/A

2007/8 SBC Target 95.0%

No Tolerance

Polarity ↑

Target

★

Comments: A total of 257 medium risk premises were visited of which 219 were found to be compliant. The council is working with these non-compliant businesses to ensure compliance at follow-up inspections. A scheduled programme of inspections is in place and on track to achieve 2007/8 target.

Head of Service: Mike Batty (52)7074

