



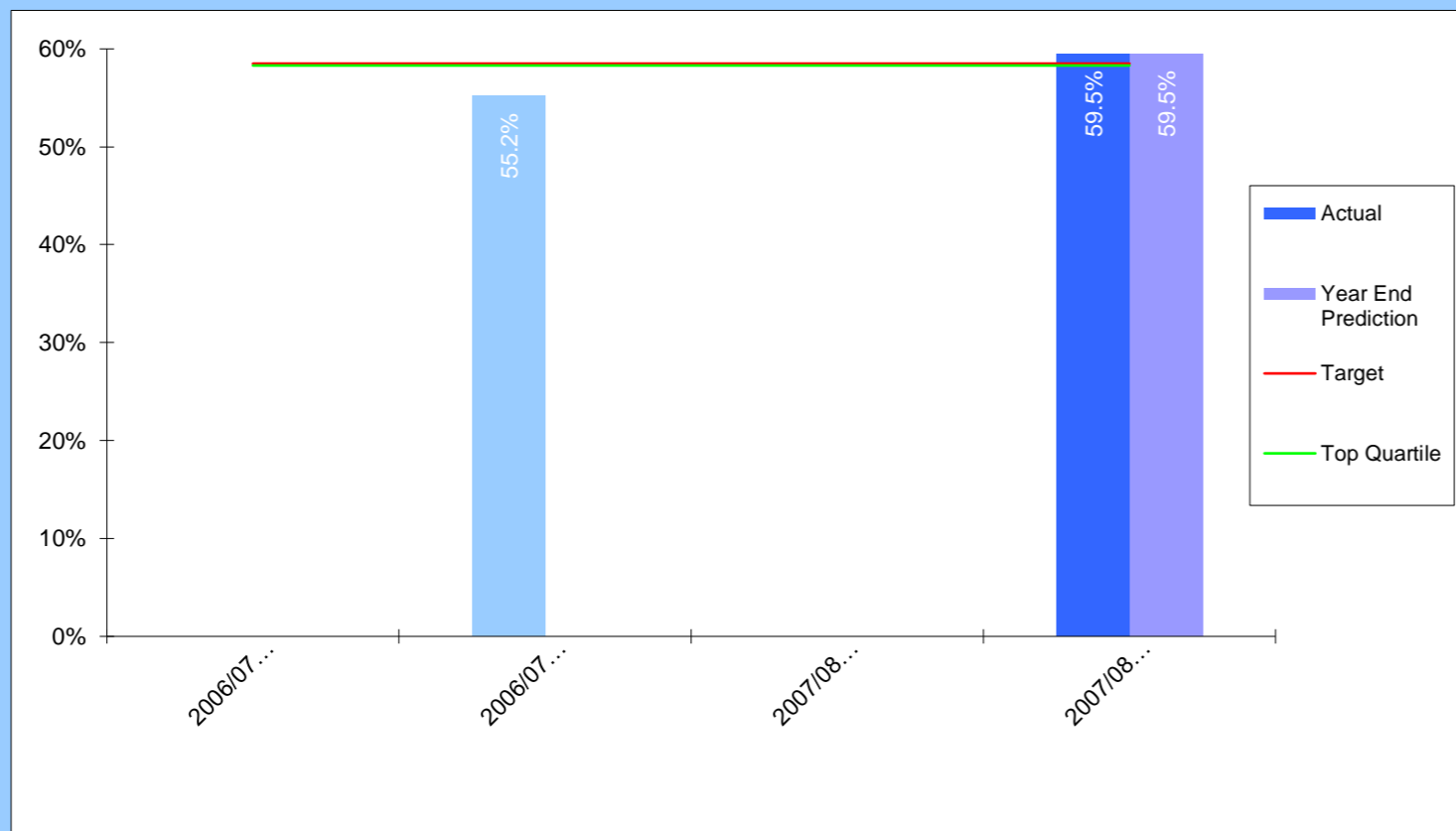
Children & Young People Key Performance Indicators

★ Achieved Target ■ Missed Target
○ Within Tolerance Quarters: 1st = Top; 4th = Bottom

Quarter 2 2007/08

CYP001
(BV38)

Percentage of 15 year old pupils in schools achieving 5 or more GCSEs at grades A*-C or equivalent



Performance Comparisons

↑

2007/8 SBC Target 58.5%

2005/6 Top Quartile 58.3%

Tolerance 2%

Polarity ↑

Target

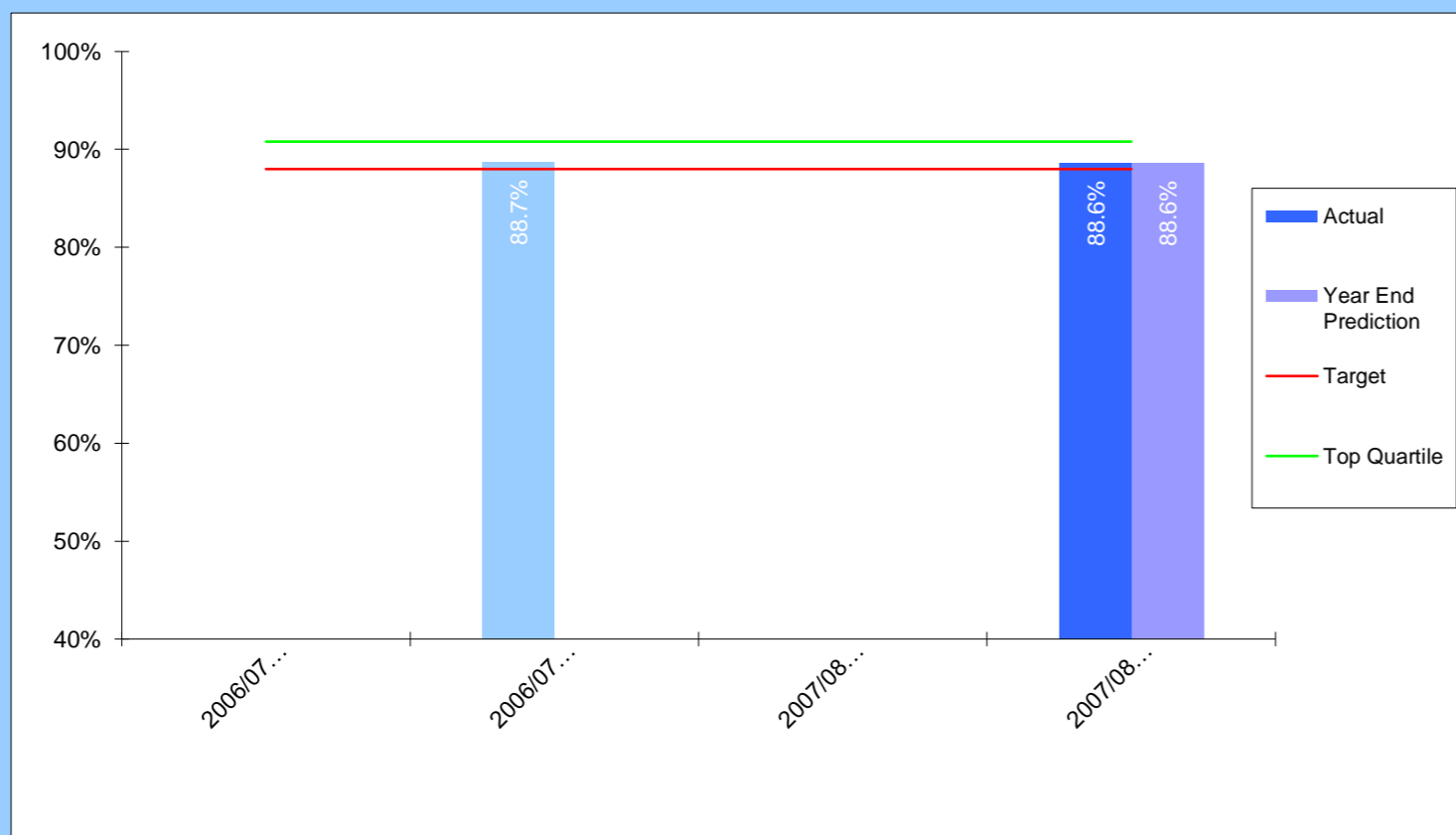
★

Comments: Provisional data for Summer 2007 results. The target is a locally determined one, rather than the 'aspirational' target set as part of the national return. Results show considerable improvement (5%) on 2006 and should further narrow the gap between local and national performance

Head of Service: Julia Morrison (52)7041

CYP002
(BV39)

Percentage of 15 year old pupils in schools achieving 5 or more GCSEs or equivalent at grades A*-G including English and Maths



Performance Comparisons

↔

2007/8 SBC Target 88.0%

2005/6 Top Quartile 90.8%

Tolerance 2%

Polarity ↑

Target

★

Comments: Provisional Summer 2007 results based on our own data rather than DCSF provisional data (86.6%) which does not yet include English results from one school. The target is a locally determined one, rather than the 'aspirational' target set as part of the statutory national return. Results have sustained the good level of performance achieved in 2006

Head of Service: Julia Morrison (52)7041



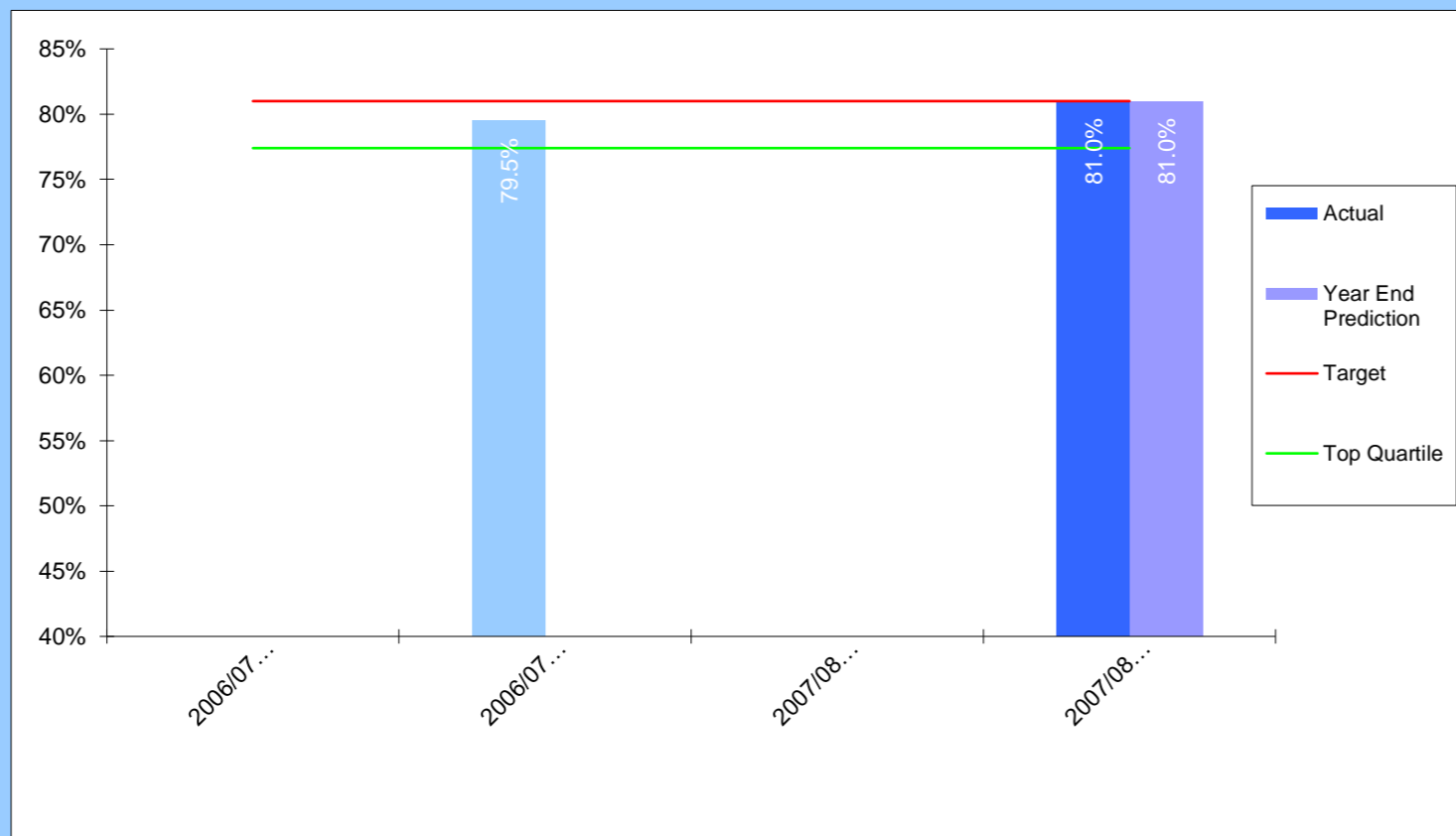
Children & Young People Key Performance Indicators

★ Achieved Target ■ Missed Target
○ Within Tolerance Quartiles: 1st = Top; 4th = Bottom

Quarter 2 2007/08

CYP003
(BV40)

Percentage of pupils in schools achieving Level 4 or above at Key Stage 2 in Maths



Performance Comparisons

↑

2007/8 SBC Target 81.0%

2005/6 Top Quartile 77.4%

Tolerance 2%

Polarity ↑

Target

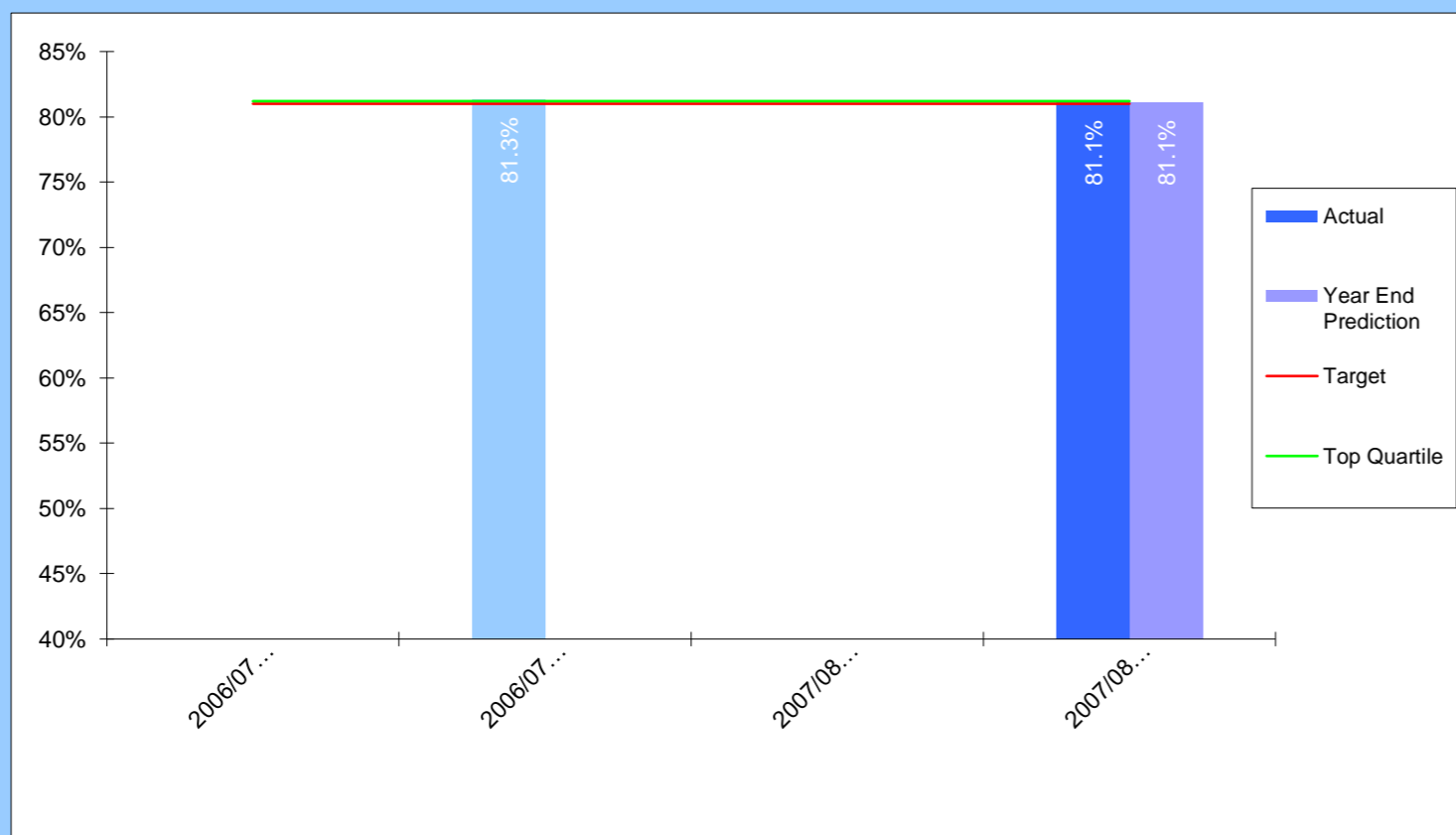
★

Comments: Provisional Summer 2007 results. The target is a locally determined one, rather than the 'aspirational' target set as part of the statutory return. Performance improved on 2006 at a higher rate than nationally and is now 4% above the national average

Head of Service: Julia Morrison (52)7041

CYP004
(BV41)

Percentage of pupils in schools achieving Level 4 or above at Key Stage 2 in English



Performance Comparisons

↔

2007/8 SBC Target 81.0%

2005/6 Top Quartile 81.2%

Tolerance 2%

Polarity ↑

Target

★

Comments: Provisional Summer 2007 results. The target is a locally determined one, rather than the 'aspirational' target set as part of the statutory return. Performance has been sustained at a high level, above the national average of 80%

Head of Service: Julia Morrison (52)7041

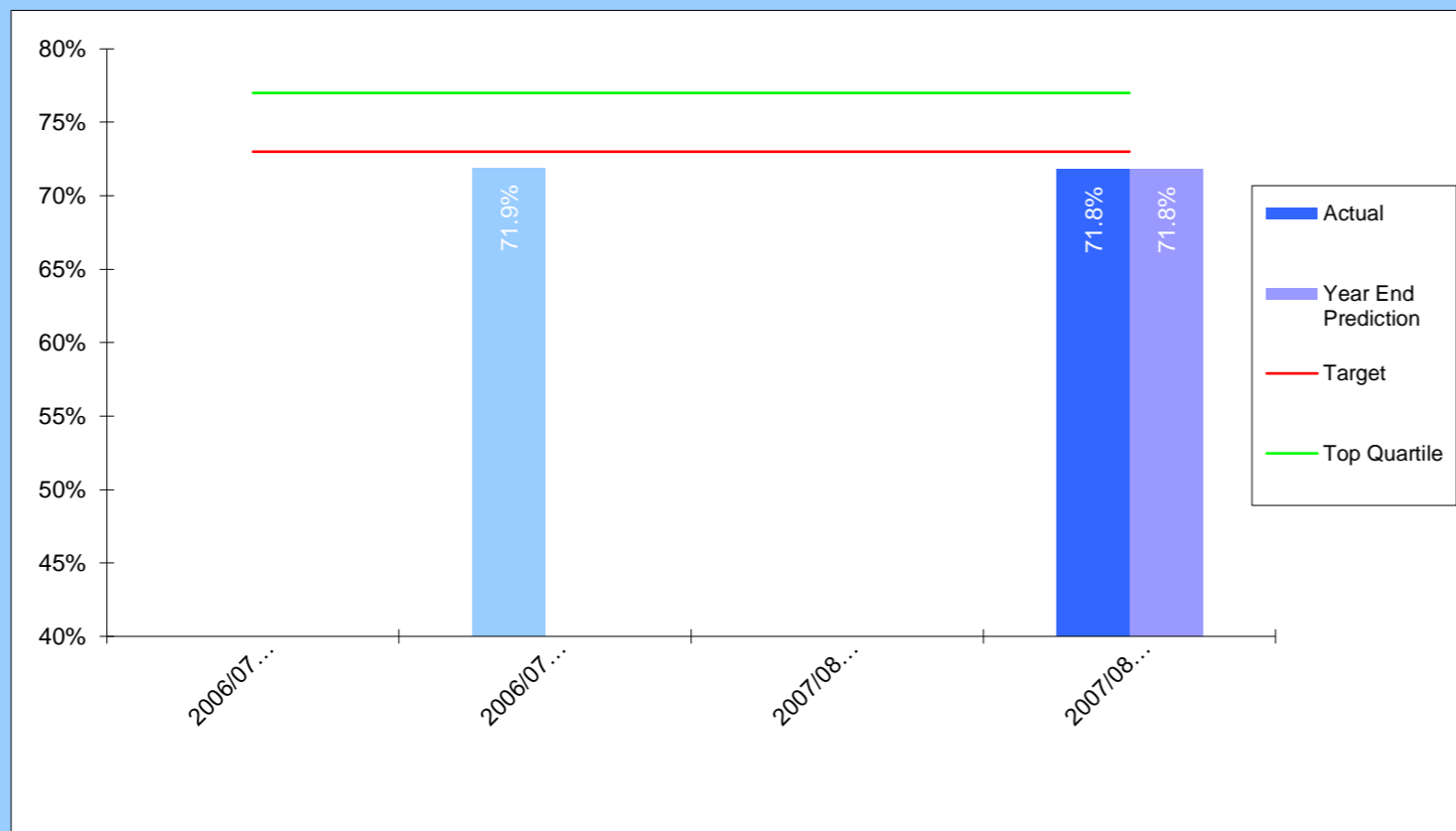


Children & Young People Key Performance Indicators

★ Achieved Target ■ Missed Target
○ Within Tolerance Quarters: 1st = Top; 4th = Bottom

Quarter 2 2007/08

CYP005 (BV181a) Percentage of 14 year old pupils in schools achieving Level 5 or above at Key Stage 3 in English



Performance Comparisons

↔

2007/8 SBC Target 73.0%

2005/6 Top Quartile 77.0%

Tolerance 2%

Polarity ↑

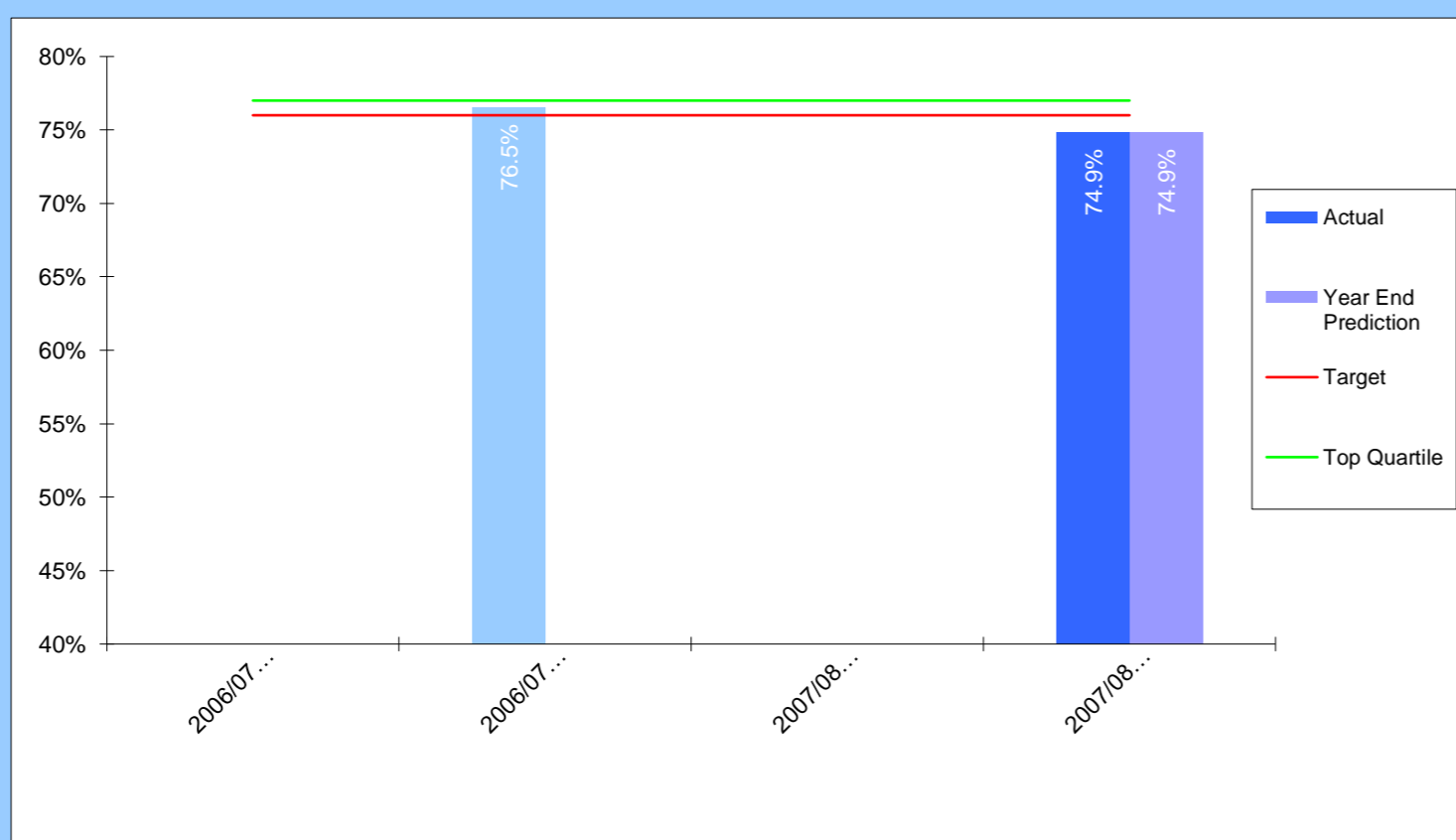
Target

○

Comments: Provisional Summer 2007 results. The target is a locally determine one, rather than the 'aspirational' target set as part of the statutory return. Performance remained at last year's level, 2% below the national average

Head of Service: Julia Morrison (52)7041

CYP006 (BV181b) Percentage of 14 year old pupils in schools achieving Level 5 or above at Key Stage 3 in Maths



Performance Comparisons

↓

2007/8 SBC Target 76.0%

2005/6 Top Quartile 77.0%

Tolerance 2%

Polarity ↑

Target

○

Comments: Provisional Summer 2007 results. The target is a locally determine one, rather than the 'aspirational' target set as part of the statutory return. Performance dipped by 2% on 2006, 1% below the national average (which also dipped)

Head of Service: Julia Morrison (52)7041

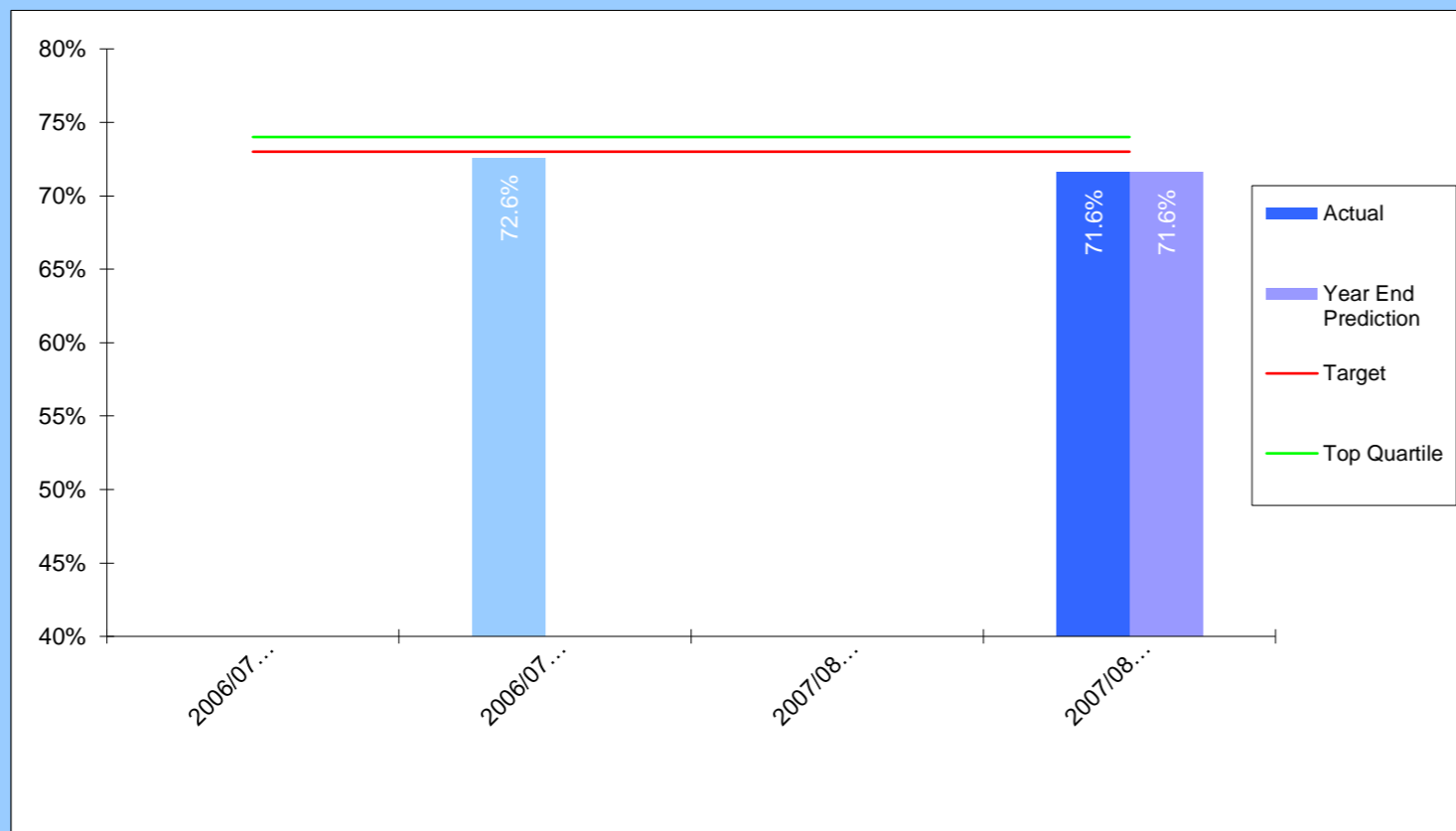


Children & Young People Key Performance Indicators

★ Achieved Target ■ Missed Target
○ Within Tolerance Quarters: 1st = Top; 4th = Bottom

Quarter 2 2007/08

CYP007 (BV181c) Percentage of 14 year old pupils in schools achieving Level 5 or above at Key Stage 3 in Science



Performance Comparisons

↓

2007/8 SBC Target 73.0%

2005/6 Top Quartile 74.0%

Tolerance 2%

Polarity ↑

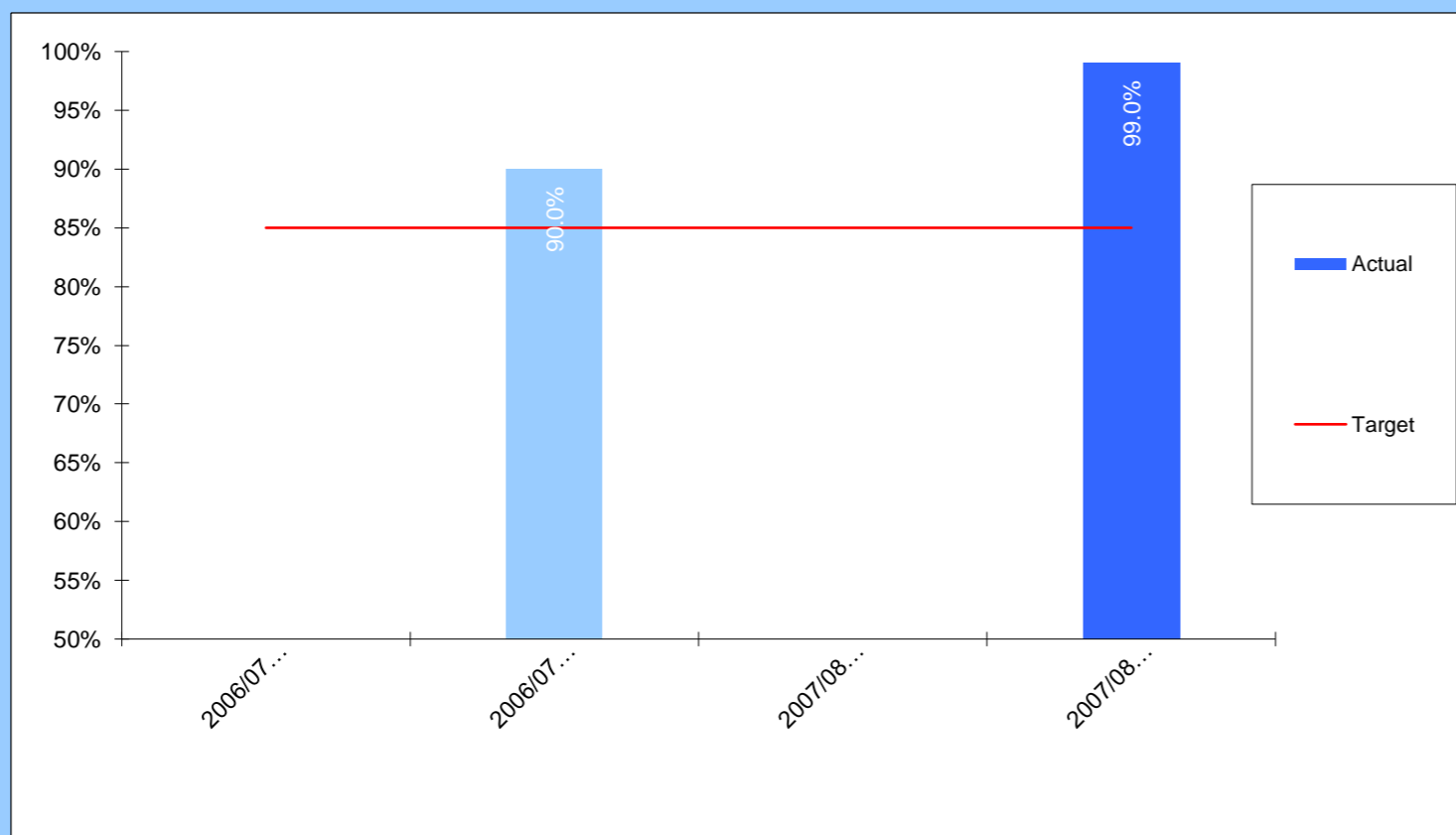
Target

○

Comments: Provisional Summer 2007 results. The target is a locally determine one, rather than the 'aspirational' target set as part of the statutory return. Performance dipped by 2% on 2006, below the national average of 73%

Head of Service: Julia Morrison (52)7041

CYP011 (Ch033) Percentage of 5-11 year olds in primary schools participating in an average of 2 hours high quality PE and school sport per week



Performance Comparisons

↑

2007/8 SBC Target 85.0%

Tolerance 2%

Polarity ↑

Target

★

Comments: Provisional data for the 2006-07 school year. Further improvement on 2006 performance means the LPSA target has been achieved

Head of Service: Julia Morrison (52)7041



Children & Young People Key Performance Indicators



Achieved Target



Missed Target



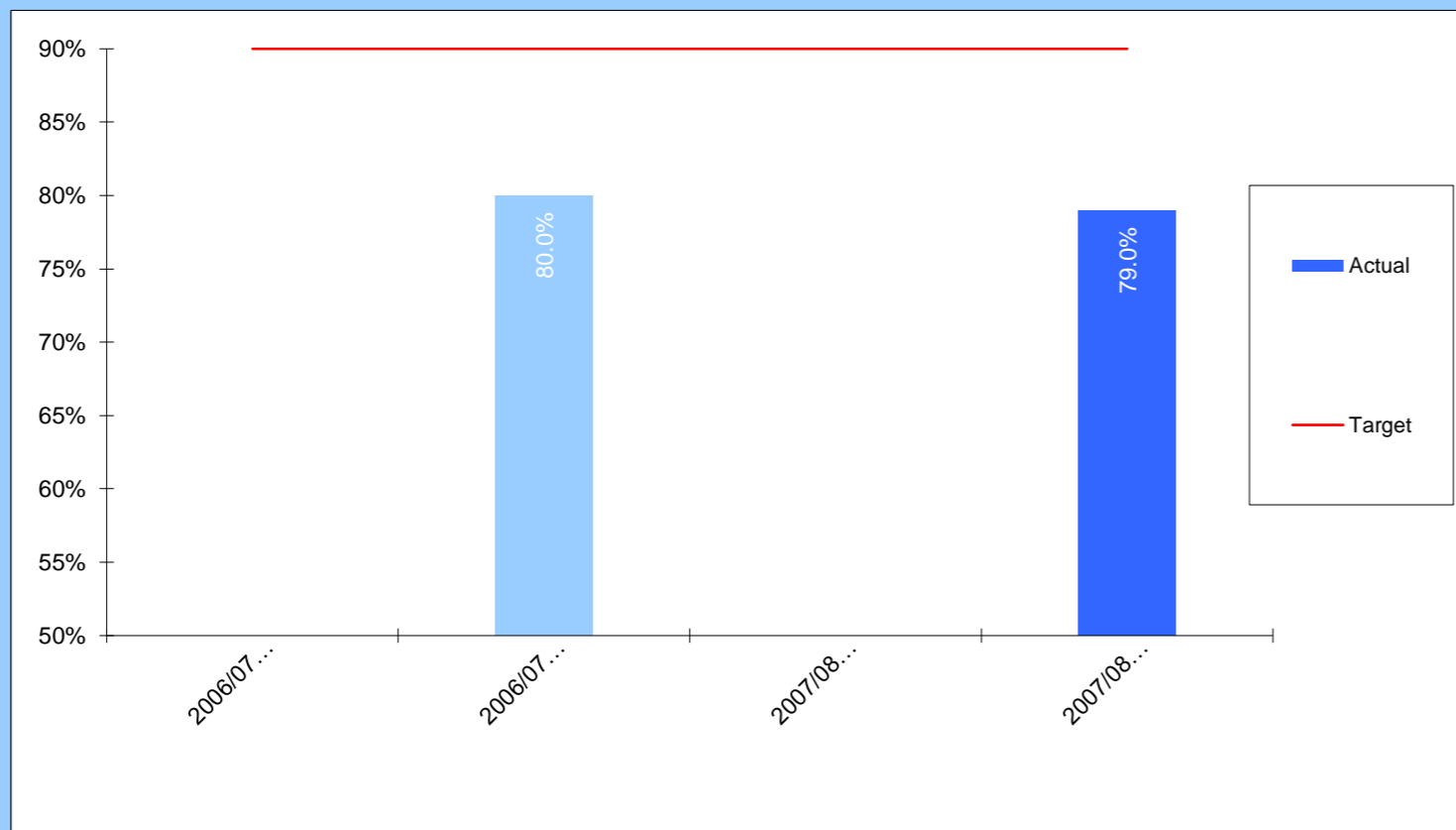
Within Tolerance

Quartiles: 1st = Top; 4th = Bottom

Quarter 2 2007/08

CYP013
(Ch039)

Percentage of 12-16 year olds in secondary schools participating in an average of 2 hours high quality PE and school sport per week



Performance Comparisons



2007/8 SBC Target 90.0%

Tolerance 2%

Polarity ↑

Target

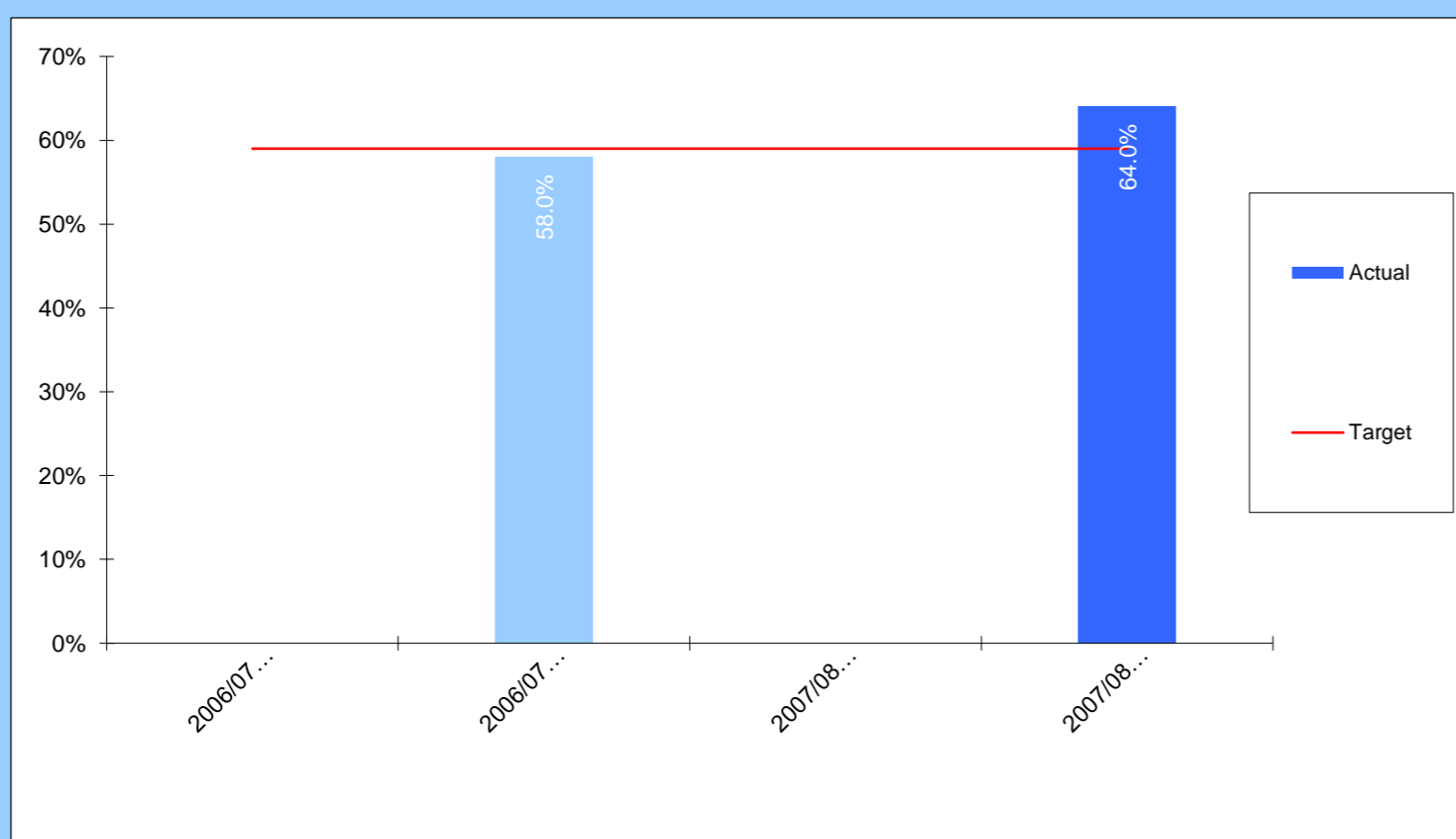


Comments: Provisional data for the 2006-07 school year - indicates that the LPSA target of 90% was not achieved by July 2007, although timetabling changes being adopted by two secondary schools from September 2007 should result in the target being achieved during the current autumn term.

Head of Service: Julia Morrison (52)7041

CYP014
(Ch041)

Foundation Stage national expectation for achievement in the Early Learning goals



Performance Comparisons



2007/8 SBC Target 59%

Tolerance 2%

Polarity ↑

Target



Comments: This is the first year of reporting against the revised measure for Foundation Stage achievement included within the national target setting framework. The positive performance, exceeding target, reflects the good progress made during the 06-07 school year to achieve the LPSA target for achievement in elements of the Foundation Stage

Head of Service: Julia Morrison (52)7041



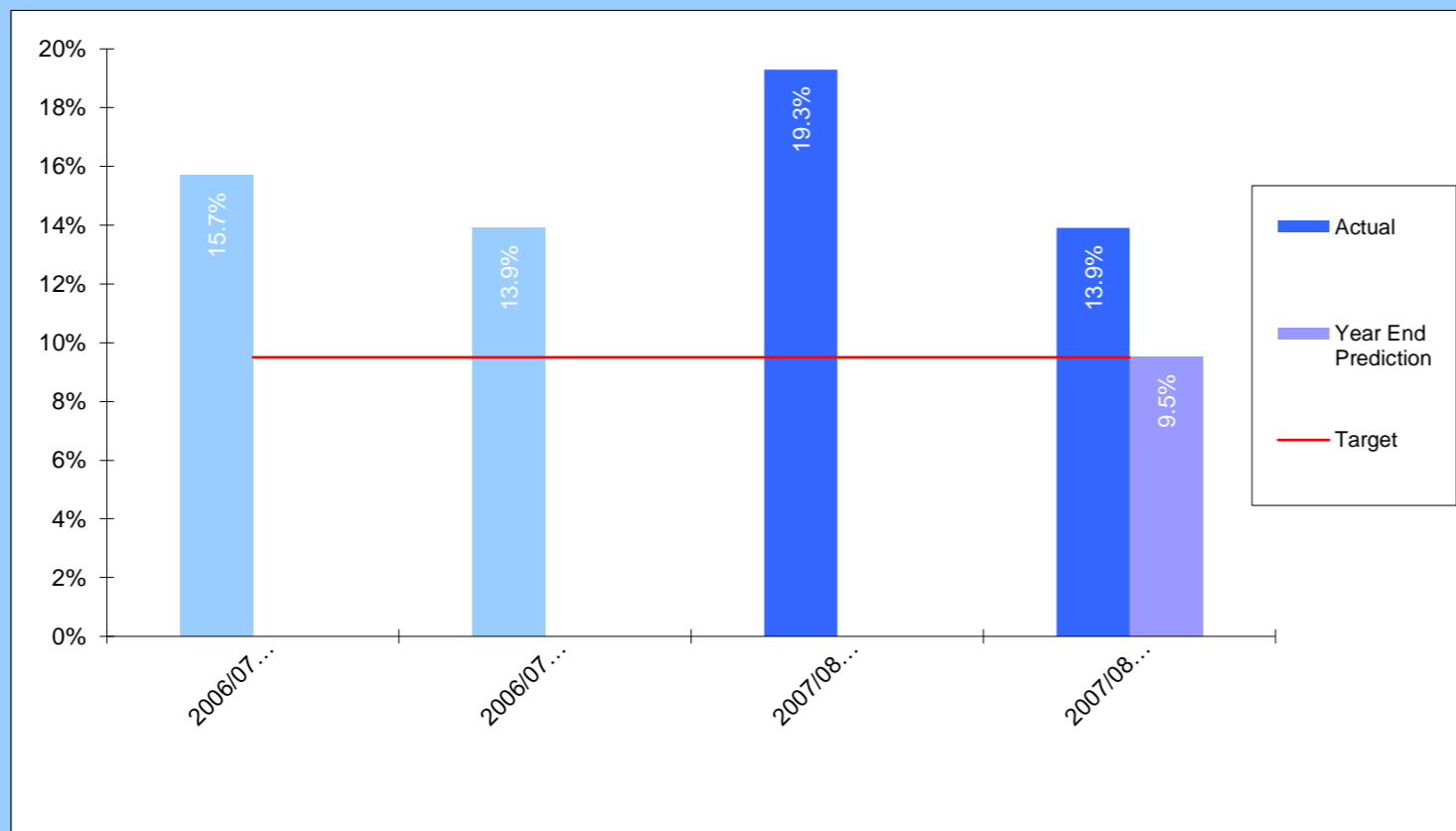
Children & Young People Key Performance Indicators

★ Achieved Target ■ Missed Target
○ Within Tolerance Quartiles: 1st = Top; 4th = Bottom

Quarter 2 2007/08

CYP015
(Ch042)

Percentage of 16-18 year olds not in employment, education or training (NEET)



Performance Comparisons

↓

2007/8 SBC Target 9.5%

Tolerance 2%

Polarity ↓

Target

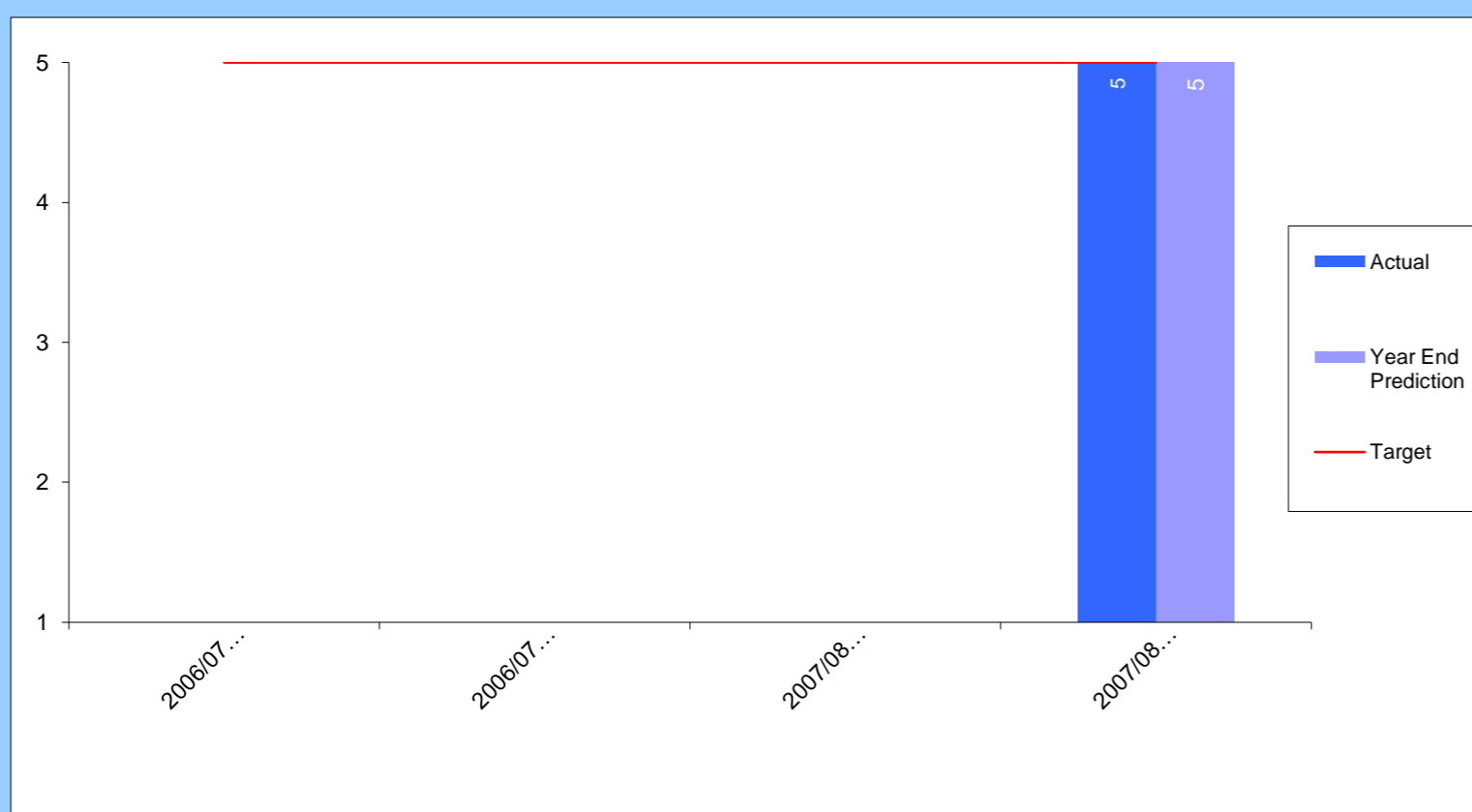
★

Comments: Figure for Q2 will always be high due to substantial number of young people leaving education but as yet with unknown activity. The NEET PSA target for 2010 of 7.9% was calculated based on young people's place of residence (from a baseline for the Nov 04 to Jan 05 period) and performance has been reported previously on this basis. Stockton's NEET 2007 milestone is 9.5% (measured by 3 month average Nov 07- Jan 08 cohort) based on residency. However, there has been a change in national reporting to a NEET measure based on place of learning disadvantages Stockton due to the relatively high net migration of learners out of the Borough.

Head of Service: Julia Morrison (52)7041

CYP016
(Ch043)

Youth Offending Service - Overall performance level within national YOS performance framework



Performance Comparisons

N/A

2007/8 SBC Target 5

Improvement

Polarity ↑

Target

★

Comments: Data for Q2 is not available until late November / early December. The figure reported is from Q1. Cumulative data on progress at the end of Q2 is not yet available due to problems extracting data from RISE IT system. Data will be available to report at Q3.

Head of Service: Jane Humphreys (52)7053



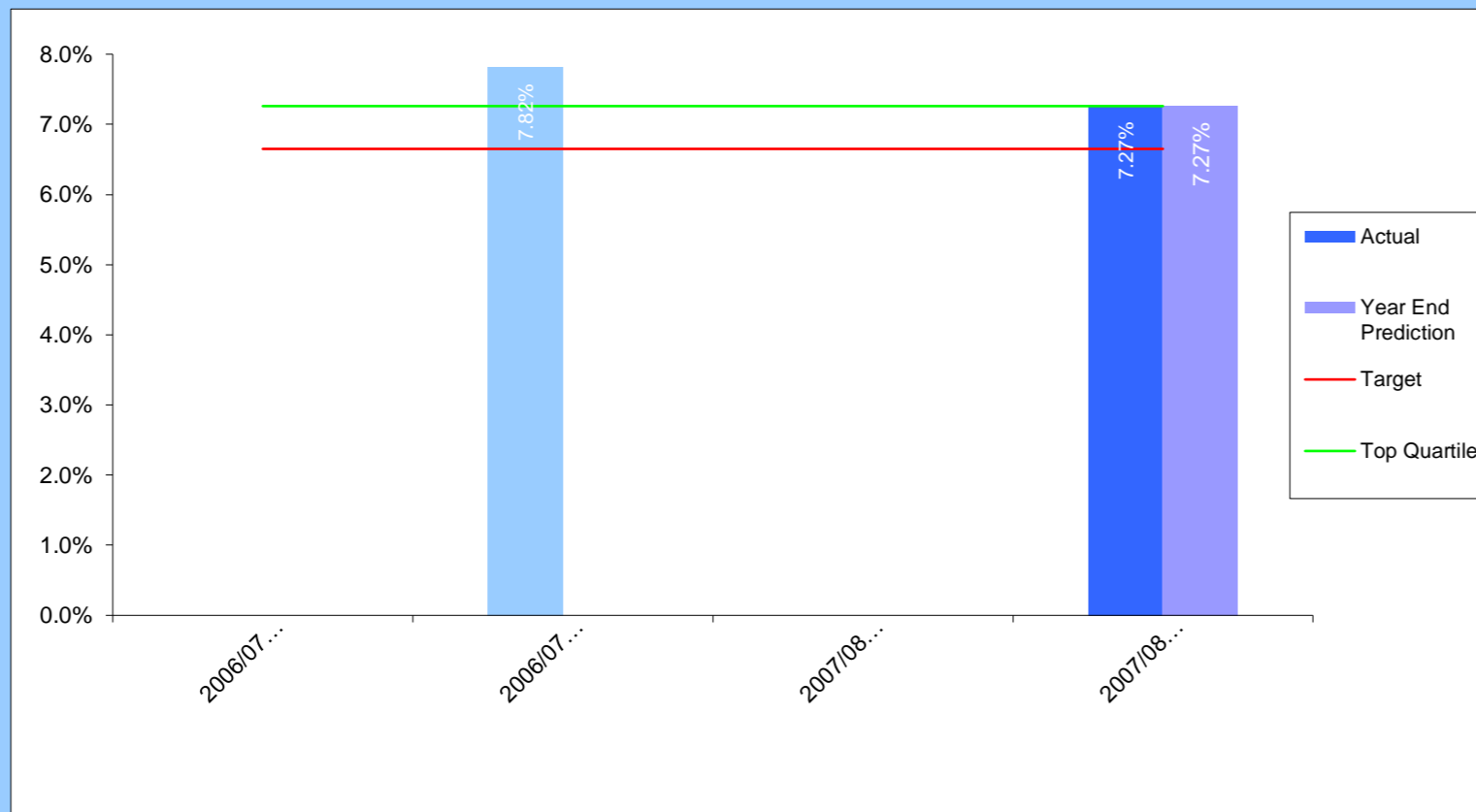
Children & Young People Key Performance Indicators

★ Achieved Target ■ Missed Target
○ Within Tolerance Quartiles: 1st = Top; 4th = Bottom

Quarter 2 2007/08

CYP018
(BV45)

Pupil absence from schools: percentage of half days missed - secondary



Performance Comparisons



2007/8 SBC Target 6.65%

2005/6 Top Quartile 7.26%

Improvement

Polarity ↓

Target

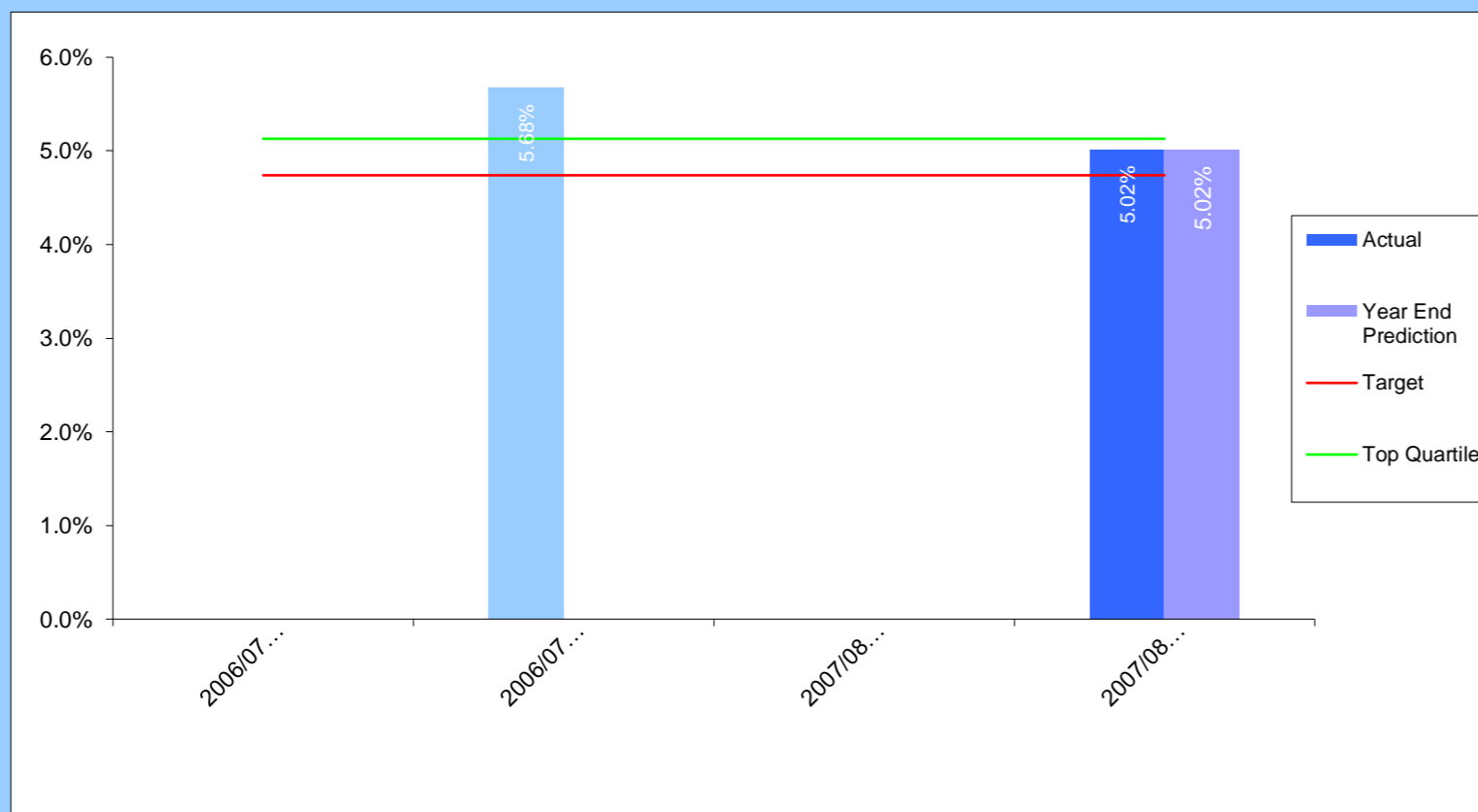


Comments: The provisional results for 2006-07 school year represent a significant improvement (over half a percentage point) from last years figure. Medical reasons account for the highest proportion of absence (equivalent to 465 pupils absent for a year). Holidays taken in term time accounted for the equivalent of 103 pupils absent for a year, the same level as in the previous year

Head of Service: Julia Morrison (52)7041

CYP019
(BV46)

Pupil absence from schools: percentage of half days missed - primary



Performance Comparisons



2007/8 SBC Target 4.74%

2005/6 Top Quartile 5.13%

Improvement

Polarity ↓

Target



Comments: The provisional results for 2006-07 school year represent a significant improvement (over half a percentage point) from last years figure. Medical reasons account for the highest proportion of absence (equivalent to 403 pupils absent for a year). Holidays taken in term time accounted for the equivalent of 156 pupils absent for a year. Both medical and holiday absence reduced from the previous year.

Head of Service: Julia Morrison (52)7041



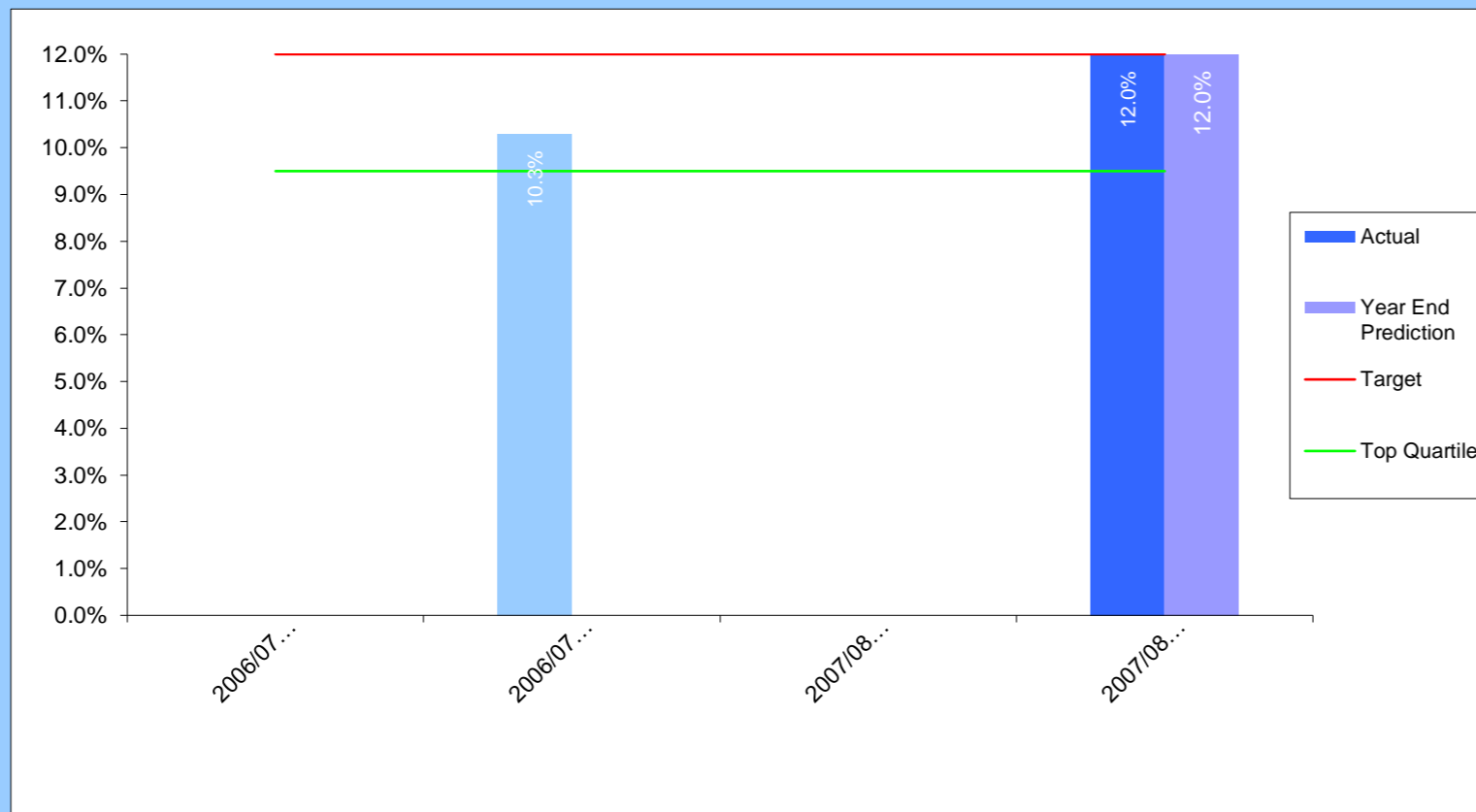
Children & Young People Key Performance Indicators

★ Achieved Target ■ Missed Target
○ Within Tolerance Quarters: 1st = Top; 4th = Bottom

Quarter 2 2007/08

CYP021
(BV163)

Number of children who ceased to be looked after during the year (adoptions/special guardianship order)



Performance Comparisons

↑

2007/8 SBC Target 12.0%

2005/6 Top Quartile 9.5%

No Tolerance

Polarity ↑

Target

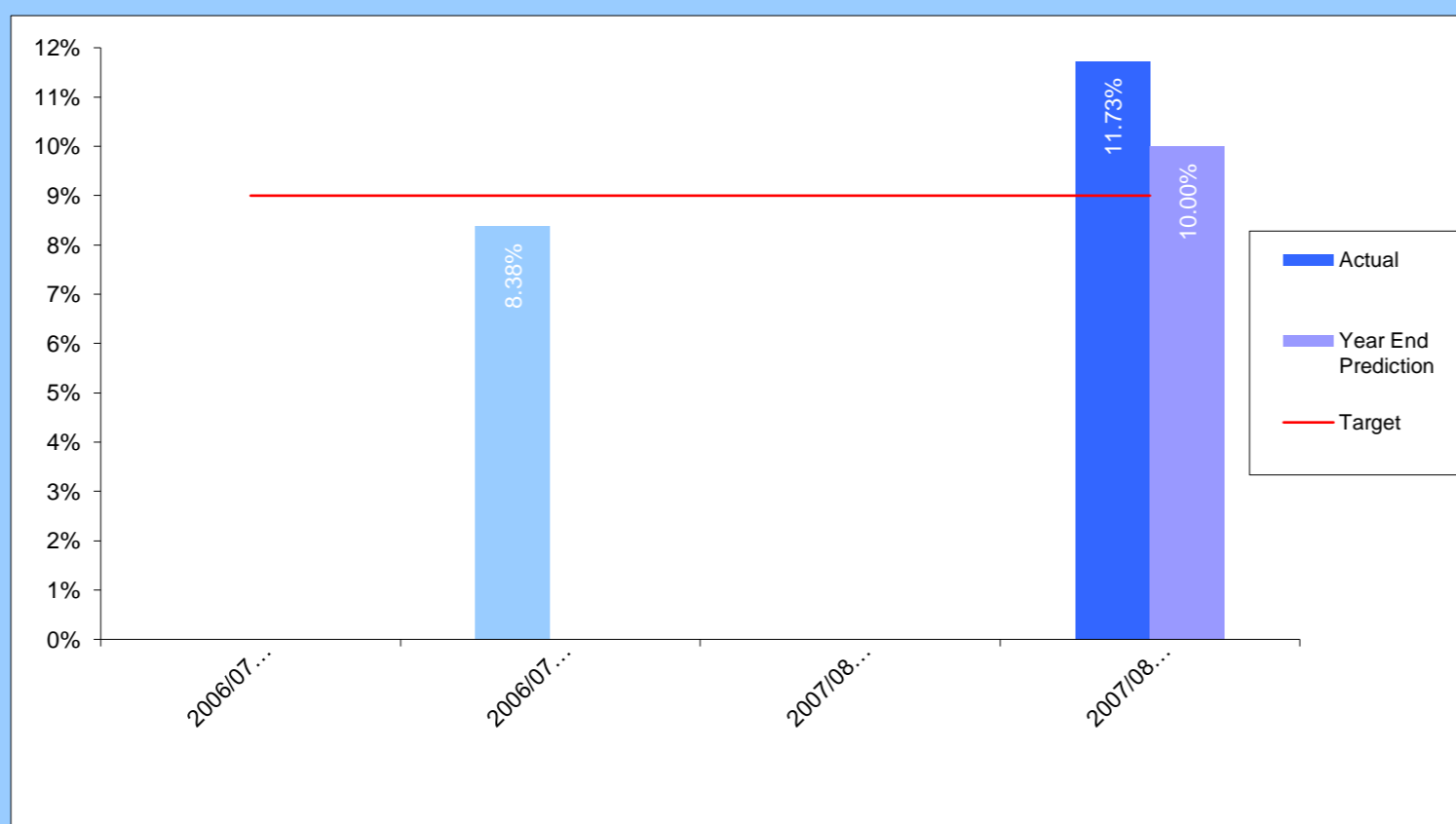
★

Comments: Figure reported for 2007/08 Q2 Cumulative is actually a rolling year figure. Current information on cases scheduled for adoption suggests target is still achievable at this stage.

Head of Service: Jane Humphreys (52)7053

CYP023
(BV49)

Percentage of looked after children at 31st March with 3 or more placements during the last financial year



Performance Comparisons

↓

2007/8 SBC Target 9.00%

Bandings

Polarity ↑

Target

○

Comments: Figure reported for 2007/08 Q2 Cumulative is actually a rolling year figure. Trend over first two quarters of this year suggests year end position will be slightly outside target. 07/08 'Q1' should now be 10.16% (Audit trail)

Head of Service: Jane Humphreys (52)7053



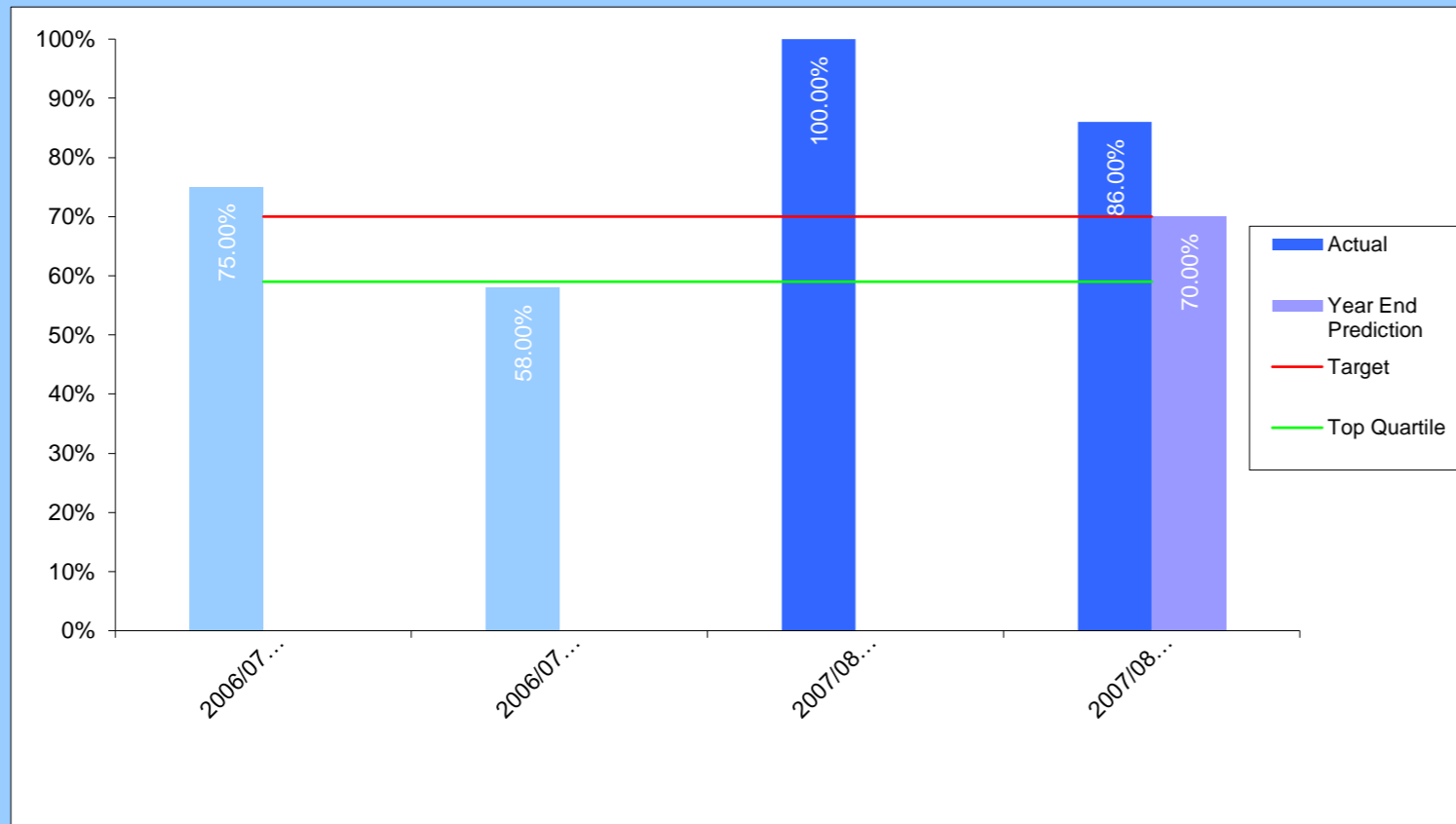
Children & Young People
Key Performance Indicators

★ Achieved Target ■ Missed Target
○ Within Tolerance Quarters: 1st = Top; 4th = Bottom

Quarter 2 2007/08

CYP024
(BV50)

Percentage of care leavers aged 16 or above with at least 1 GCSE at grade A*-G or a GNVQ



Performance Comparisons

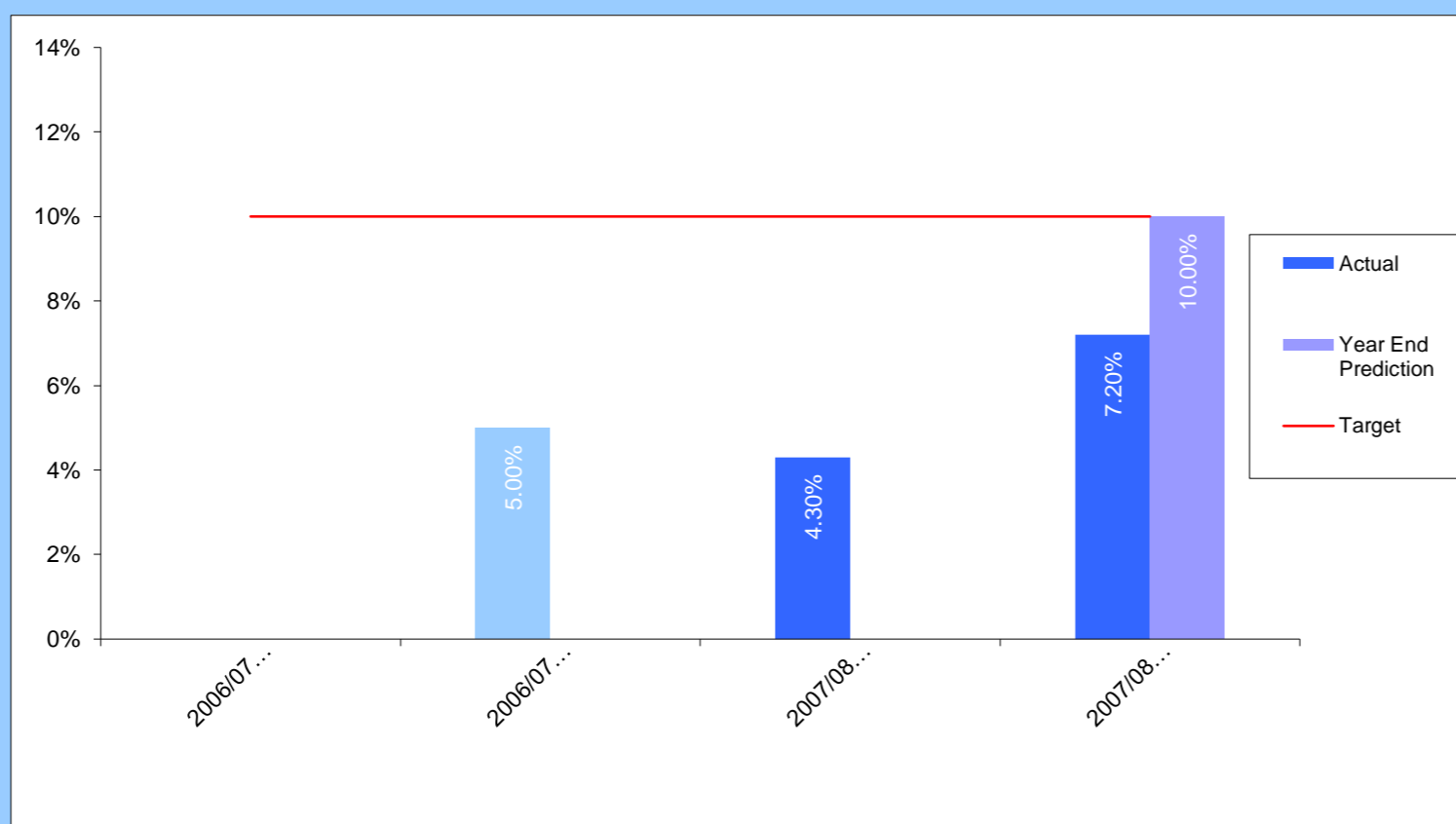
↑
 2007/8 SBC Target 70%
 2005/6 Top Quartile 59%
 Bandings
 Polarity ↑
 Target
★

Comments: Good performance so far, although the small cohort involved can result in significant fluctuations during the year, hence target left at 70%

Head of Service: Jane Humphreys (52)7053

CYP025
(PAF A3)

Percentage of children registered during the year on the child protection register who had been previously registered



Performance Comparisons

↓
 2007/8 SBC Target 10.0%
 Bandings
 Polarity ↓
 Target
★

Comments: Currently on track for Year End target.

Head of Service: Jane Humphreys (52)7053

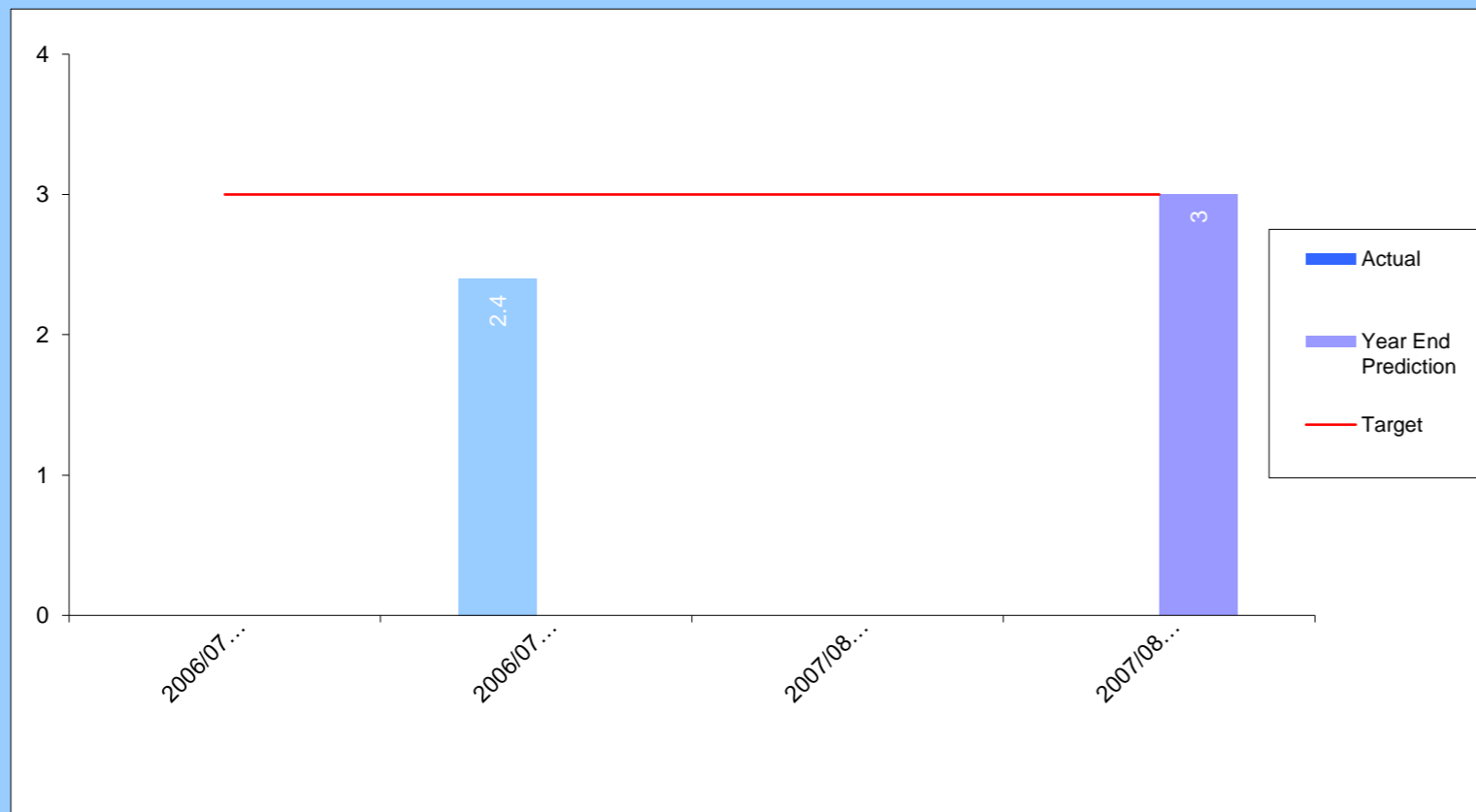


Children & Young People Key Performance Indicators

★ Achieved Target ■ Missed Target
○ Within Tolerance Quartiles: 1st = Top; 4th = Bottom

Quarter 2 2007/08

CYP026 (PAF C81) Final warnings / reprimands and convictions of looked after children



Performance Comparisons

2007/8 SBC Target 3

Bandings

Polarity ↓

Target

★

Comments: Latest information available (as reported at Q1) is for the 6 month period of October 2006 to March 2007. Cumulative data on progress at the end of Q2 is not yet available due to problems extracting data from RISE IT system. Data will be available to report at Q3.

Head of Service: Jane Humphreys (52)7053

CYP027 (PAF D78) Percentage of children under 16 in care for 2.5+ years living in same placements for at least 2 years



Performance Comparisons

↑

2007/8 SBC Target 70%

Bandings

Polarity ↓

Target

■

Comments: Impact of the closure of Vulcan Way on 2006 has had an adverse impact on this indicator, with the moving of residents resulting in their long term stable placements being broken. 70% is the ambitious PSA target for 2008-09

Head of Service: Jane Humphreys (52)7053

